




Plataforma de Compras Statkraft

Guia passo a passo do fornecedor

Conteúdo

1. Como se registrar	3
a. Preenchimento do formulário de cadastro com dados do D&B	5
b. Preenchimento do formulário de inscrição sem dados	6
2. Como fazer login	12
2.1 Preenchimento de Dados Bancários	13
3. Como responder a uma Avaliação Básica de Qualificação	15
5. Como responder à RFP como fornecedor	22
5.1 Como responder a um RFX usando o Excel (exportar e importar)	29
6. Como enviar mensagens	31
7. Configurações gerais da conta e navegação	32
8. Como criar novos usuários	34
9. Como mudar de superusuário	37
10. Como responder a uma rodada de revisão externa	39



Actions



Profile

Update your company's profile and manage users that have access to the platform. Only accessible by your company's super user.



Assessment

Respond to basic qualification performed by Statkraft



RFI

Respond to Requests for Information from Statkraft. This can be market surveys or project specific qualifications



RFP

Respond to Request for Proposals from Statkraft.



Dashboard

In the dashboard you can navigate to all the functionality available for you on the platform. You will also have an overview of all running processes.

Support



User Guides

Download our user guides in your preferred language here.

English >
German >
Norwegian >
Portuguese >
Spanish >
Swedish >



Tech Support

For immediate support, use the phone directory. For other issues, submit a ticket.

Phone directory all areas >
Link to ticket system >



Contact Us

Need support from Statkraft? Send us an [email](#).

Renew the Way the World is Powered

Statkraft is a leading company in hydropower internationally and Europe's largest generator of renewable energy. The Group produces hydropower, wind power, solar power, gas-fired power and supplies district heating. Statkraft is a global company in energy market operations. Statkraft has 5,000 employees in 20 countries.

SOCIAL MEDIA FOLLOW US



Vista da plataforma após o login

1. Como se registar

Receberá um link para o registo, ou da pessoa de contacto na Statkraft ou um e-mail da Jaggaer a informar que um registo foi iniciado e que precisa de ser concluído.

Se não conseguir iniciar sessão, por favor não se registre de novo. Contacte o Suporte da Jaggaer: <https://jaggaer.my.site.com/SupplierSupportRequest/s/>

Clique em "Concordo" com o Contrato de Usuário do Portal e clique em "Avançar".

User Agreement Adobe PDF File Close

Portal User Agreement

1. Introduction
1.1. This User Agreement between Statkraft (the Buyer) and the Supplier governs the access and use of the Statkraft Procurement Platform (the System) by the Supplier to respond to an invitation from the Buyer to participate in a procurement exercise.
1.2. The System is provided by BravoSolution UK Ltd, a JAGGAER company and operated by the Buyer. This User Agreement applies to the Supplier's and its Supplier Users' access to and use of the System. The Supplier acknowledges that by a Supplier User accessing the System using the user ID and password provided by, or on behalf of the Buyer, the Supplier agrees to be bound by this User Agreement.
1.3. The Supplier shall only use the System to respond to an invitation to participate in a procurement exercise in accordance with this User Agreement and any further rules expressed and presented in the System and by the Buyer during the procurement exercise. In the event that there is any conflict between this User Agreement and any such further rules, then the provisions of such further rules shall take precedence over this User Agreement.

2. Access
2.1. The Buyer grants to the Supplier access to the System by Supplier Users for the purpose of responding to any invitation to participate in a procurement exercise, subject to this User Agreement.
2.2. The Buyer may immediately deny access to the System by the Supplier and/or one or more Supplier Users by giving notice in writing to the Supplier if any of the following events occur:
2.2.1. The Supplier commits a material breach of any of its obligations under this User Agreement, and

I agree
 I do not agree

Next

a. Preenchimento do formulário de cadastro com dados do D&B

Clique em "Lookup & Download D&B Direct+ Data".

Registration Data Close **Lookup & Download D&B Direct+ Data** Save

Index
Main Organisation Data
Registration Data
Onboarding Pages
My Category Selection
Registration Confirmation

Organisation Details

* Organisation Name

* Country

State/Country

* City

Pesquise sua empresa usando os filtros disponíveis. Nome da Empresa e País no mínimo. Clique em "Pesquisar" para pesquisar.

Integration with Dun and Bradstreet for: New Supplier Skip Lookup And Start Registration Display/Hide Filter

LOOKUP FILTER

DUNS Number

Reg. Numbers

Town

Country

Phone Number

* Company Name

Address

Postal Code

County

Please recover your Company information by inserting at least the Company Name and the Country, then clicking "Look up". Once the Company has been selected from the list, click "Download" and "Update registration form" to proceed with the registration onboarding process.

Look Up **Download**

RETURNED LIST OF MATCHING SUPPLIERS

	DUNS NUMBER	COMPANY NAME	REG. NUMBERS	ADDRESS	TOWN	POSTAL CODE	PHONE NUMBER	COUNTRY
1	3400000000	Synges	9200000000	Lierne	TROLLHOLMEN	1400		NORWAY

Selecione sua empresa clicando na linha (a linha será destacada em azul). Em seguida, clique em "Download". Clique em "OK" no pop-up.

Integration with Dun and Bradstreet for: New Supplier

Skip Lookup And Start Registration Display/Hide Filter

LOOKUP FILTER

DUNS Number
 Reg. Numbers
 Town
 Country
NORWAY
 Phone Number

* Company Name
Syntex
 Address
 Postal Code
 County
Select a province (Start typing the name)

Please recover your Company information by inserting at least the Company Name and the Country, then clicking "Look up". Once the Company has been selected from the list, click "Download" and "Update registration form" to proceed with the registration onboarding process.

Look Up **Download**

RETURNED LIST OF MATCHING SUPPLIERS

	DUNS NUMBER	COMPANY NAME	REG. NUMBERS	ADDRESS	TOWN	POSTAL CODE	PHONE NUMBER	COUNTRY
1	3400000000	Syntex	92000000	Lindero	TRONDHØIM	1410		NORWAY

Clique em "Atualizar Formulário de Inscrição".

Integration with Dun and Bradstreet for: New Supplier

Skip Lookup And Start Registration Display/Hide Filter

LOOKUP FILTER

DUNS Number
 Reg. Numbers
 Town
 Country
NORWAY
 Phone Number

* Company Name
Syntex
 Address
 Postal Code
 County
Select a province (Start typing the name)

Please recover your Company information by inserting at least the Company Name and the Country, then clicking "Look up". Once the Company has been selected from the list, click "Download" and "Update registration form" to proceed with the registration onboarding process.

Look Up **Update Registration Form**

SUPPLIER DOSSIER INFORMATION

DUNS number (if none leave blank)
3400000000

D-U-N-S number
3400000000

As informações disponibilizadas no D&C serão preenchidas na Ficha de Inscrição. Preencha as informações faltantes.

b. Preenchimento do formulário de inscrição sem

dados

Preencha o formulário com os dados da sua empresa. (Os campos obrigatórios são marcados com uma estrela *)

Registration Data

Index

- Main Organisation Data
- Registration Data**
- Onboarding Pages
- My Category Selection
- Registration Confirmation

→| Organisation Details

*** Organisation Name** Full legal name

State/Country

*** Address**

*** Company Registration Number**

EU VAT Number

Main Organisation Phone Number

Organisation Legal Structure

*** Country**
UNITED KINGDOM

*** City**

*** Postal Code**

DUNS number (if none leave blank)

Country Dialling Code

Organisation Email Address

Web site

Role para baixo no formulário Dados de Registro, inclua seu endereço de e-mail e clique em "Enviar Código de Validação". Clique em "OK" no pop-up. Um e-mail com o código temporário será enviado para o e-mail indicado por você.

User Details

*** Primary Email Address** *IMPORTANT. This email address will be used for access to the site and for all communications. Please ensure you enter the address correctly. Please use ';' (semicolón) to separate multiple addresses.*

*** Username** *(please do not forget your username)*

*** Last Name**

*** Preferred Language**

*** Email Address Validation Code** Request Validation Code

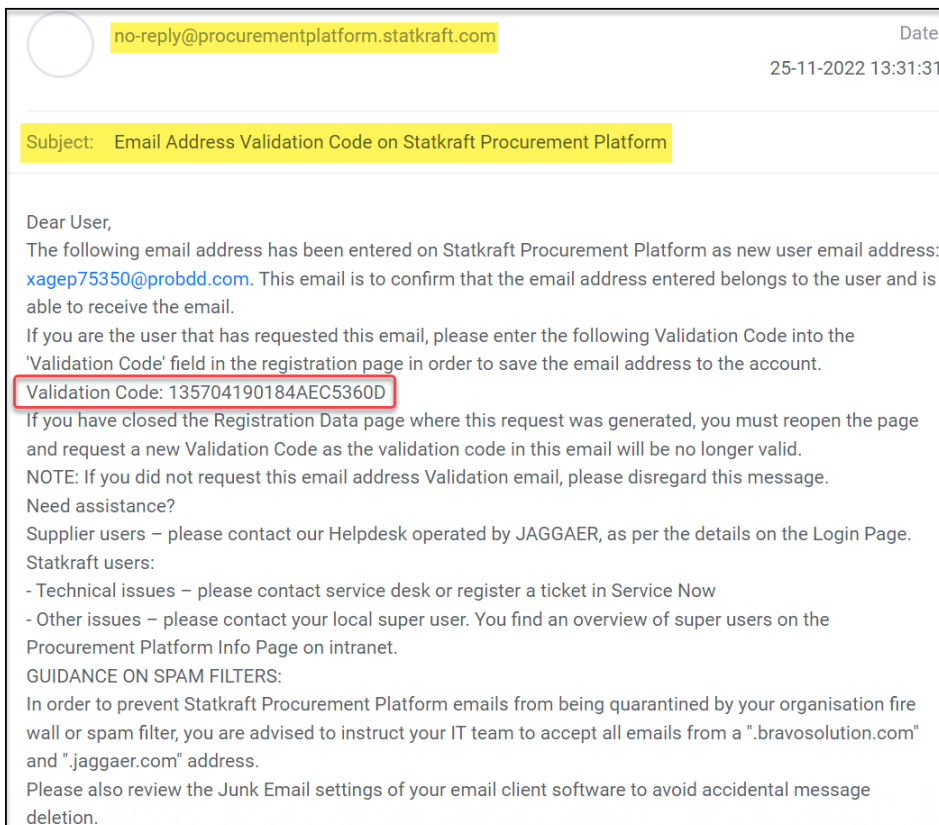
*** First Name**

*** Mobile** *(please enter "+", "country code" and "your mobile phone number" with no spaces)*

*** Time Zone**
EST/GMT - Greenwich Mean Time (Europe/Lon)

Enter validation code

E-mail de validação:



Copie o Código de Validação para o campo "Validação de Endereço de E-mail" e preencha os demais campos obrigatórios. De preferência, use seu e-mail como nome de usuário. Clique em "Salvar" (botão superior direito).

Registration Data

...

Close

Lookup & Download D&B Direct+ Data

Save

Se houver uma verificação duplicada no Número de Registro da Empresa, você receberá uma mensagem de erro se o número informado já existir na Plataforma. Se este for o caso, entre em contato com a Statkraft.

Agora você pode responder às perguntas de Informações Adicionais da Empresa. Clique em *Confirmar*.

Index

- Registration Data
- Additional Company Information**
- Select Categories: 0
- Status Summary



Additional Company Information

ACHILLES				
	QUESTION	DESCRIPTION	RESPONSE	EDITABLE BY
1	Achilles	* Is your company registered in an Achilles database?	<input type="text"/>	Supplier
TAX JURISDICTION				
	QUESTION	DESCRIPTION	RESPONSE	EDITABLE BY
1	Tax Jurisdiction	* Is your company located in any of the following countries	<input type="text"/>	Supplier

[Show hidden icons](#)

Escolha para quais categorias sua empresa pode fornecer serviços ou materiais. Você pode escolher quantos precisar. Clique em "Confirmar".



Index

- Registration Data
- Additional Company Information**
- Select Categories: 0**
- Status Summary

Search or Navigate the Tree

Collapse All

Expand All

Selected Items: 0

- Categories
 - > 10000000 - Civils
 - > 20000000 - Hydro
 - > 21000000 - Wind
 - > 22000000 - Solar Equipment
 - > 23000000 - Thermal
 - > 24000000 - Electrical infrastructure
 - > 30000000 - Professional Services
 - > 40000000 - IT
 - > 50000000 - Indirects
 - > 60000000 - Energy Storage
 - > 70000000 - Hydrogen

Algumas categorias podem ter mais dúvidas. Após respondê-los, clique em "Salvar e Continuar".

Statkraft **PREPRODUCTION ENVIRONMENT**

Begin Vendor Registration [Confirm](#)

Index

- ▼ Main Organisation Data
 - Registration Data
- ▼ Onboarding Pages
 - Additional Company Information
- ▼ My Category Selection
 - Select Categories: 2
 - **Category Forms**
- ▼ Registration Confirmation
 - Status Summary

→) 40001000 - 40001003 and 40003000 - 40003003

> Category linked

40001000 - 40001003 AND 40003000 - 40003003				
	LABEL	DESCRIPTION	RESPONSE	EDITABLE BY
1	Data Storage Location	* Where do you produce (process and store data) your IT services relevant for Statkraft?	<input type="checkbox"/> EU/EEA <input type="checkbox"/> USA <input type="checkbox"/> Other	Supplier

O cadastro já está concluído. Clique em "Fechar".

Statkraft **PREPRODUCTION ENVIRONMENT**

Registration Confirmation [Close](#)

Index

- ▼ Main Organisation Data
 - Registration Data
- ▼ Onboarding Pages
 - Additional Company Information
- ▼ My Category Selection
 - Select Categories: 2
 - Category Forms
- ▼ Registration Confirmation
 - **Status Summary**

✔ The Registration Process is complete. Your account has been activated and an email sent to confirm this.
 Log in with your Username and Password to access the platform.

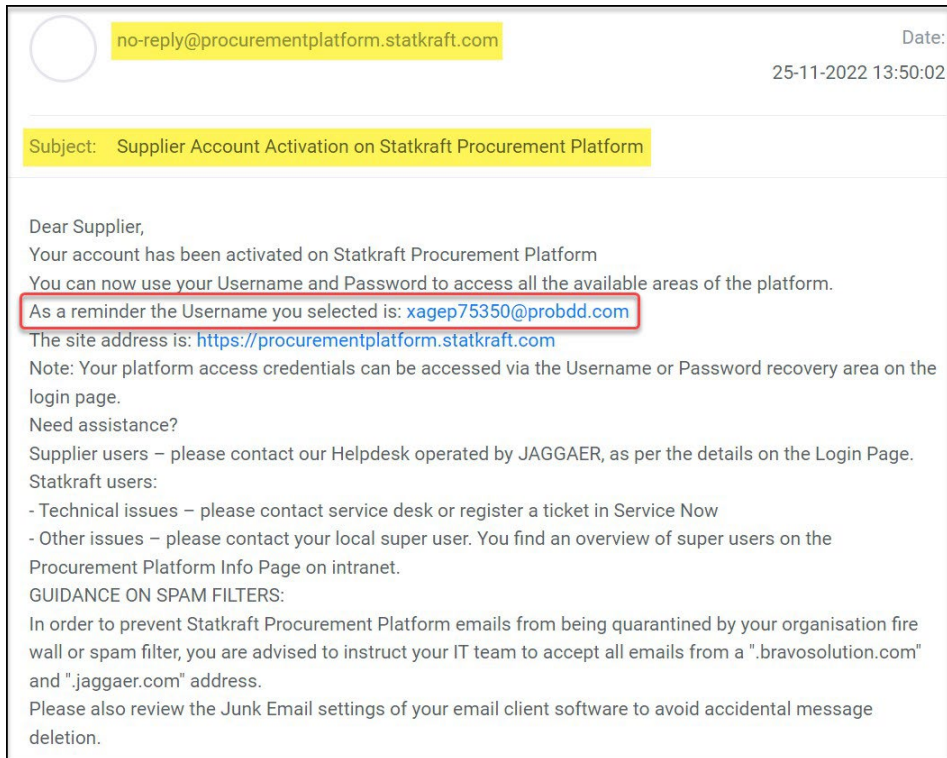
Registration Summary

	COMPLETION STATUS (MANDATORY QUESTIONS FOR REGISTRATION)
Registration Data	● Missing Responses: <i>Optional 7</i>
Additional Company Information	● All data complete
Select Categories	● Categories selected 2
Category Forms	● All data complete

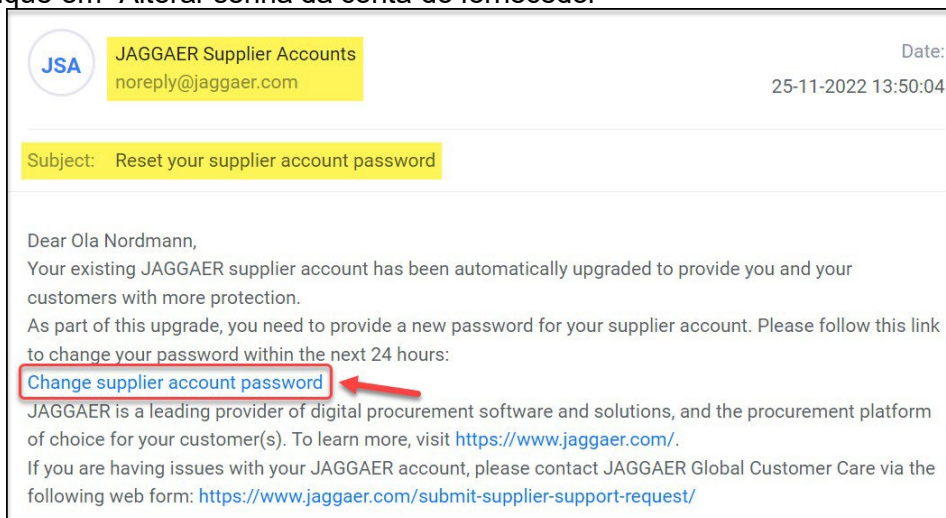
Withing alguns minutos você receberá os seguintes e-mails:

Se você não recebeu os e-mails dentro de 30min, entre em contato com a Statkraft. Seu perfil é criado e investigaremos se os e-mails automáticos foram bloqueados.

Confirmação de ativação e nome de usuário:



Senha: Clique em "Alterar senha da conta do fornecedor"



Uma nova janela aparecerá. Clique em "Clique aqui para prosseguir".

Perform the following action(s)

English ▾

Perform the following action(s): **Update Password**

» Click here to proceed

Defina sua própria senha de acordo com os requisitos e clique em "Enviar"

Change password English ▾

Current Password

New Password

Confirm password

Submit

- ✘ Minimum of 12 characters
- ✘ Minimum of 1 uppercase letters
- ✘ Minimum of 1 lowercase letters
- ✘ Minimum of 1 of the following character: !@#\$%&*()_+=[]?
- ✘ Minimum of 1 number
- ✘ Email must be different from Password
- ✘ Confirm Password value must match Password

2. Como fazer login

Acesse: <https://procurementplatform.statkraft.com/web/login.html>

Clique em "Acesso do Fornecedor", digite seu usuário (e-mail), senha e clique em "Avançar".

Statkraft is Europe's largest provider of renewable energy

Statkraft

Welcome to Statkraft procurement Platform

Are you a supplier? Register your organization, get access to your own profile and become part of Statkraft's database.

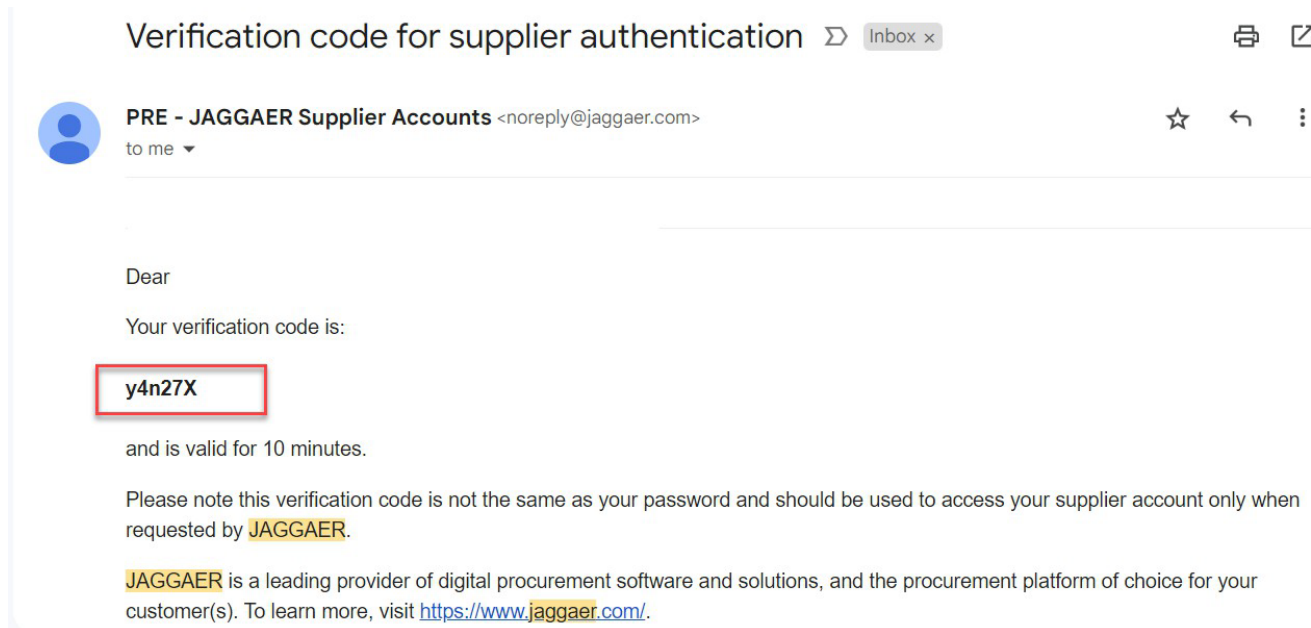
Statkraft use Procurement Platform for all tendering processes, supplier management, contract management and e-Procurement.

Supplier Access

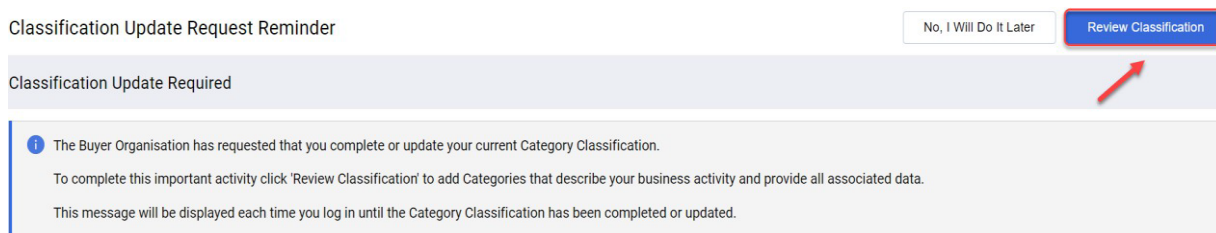
New supplier? [register here](#)

If you have been awarded a contract or received a purchase order from Statkraft before, you might already have a profile in our database. Please do not register again, but rather use the contact Statkraft link to receive your user details.

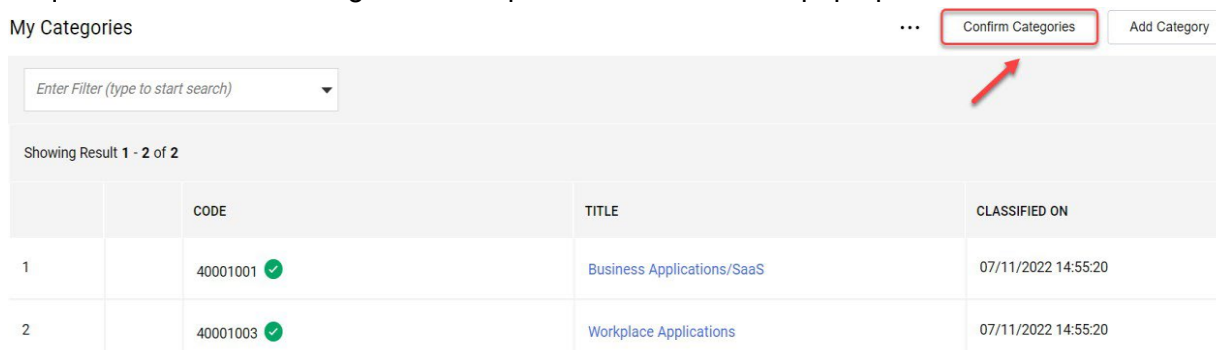
Um OTCODE é solicitado como parte da implementação da autenticação de segundo fator. Um e-mail como este deve chegar na sua caixa de entrada. Copie o código e cole-o no campo abaixo.



A próxima etapa é realizada apenas uma vez e é mais relevante para os fornecedores cadastrados pelo Comprador. Clique em "Classificação de Revisão".



Clique em "Confirmar categorias" e clique em "Confirmar" no pop-up.



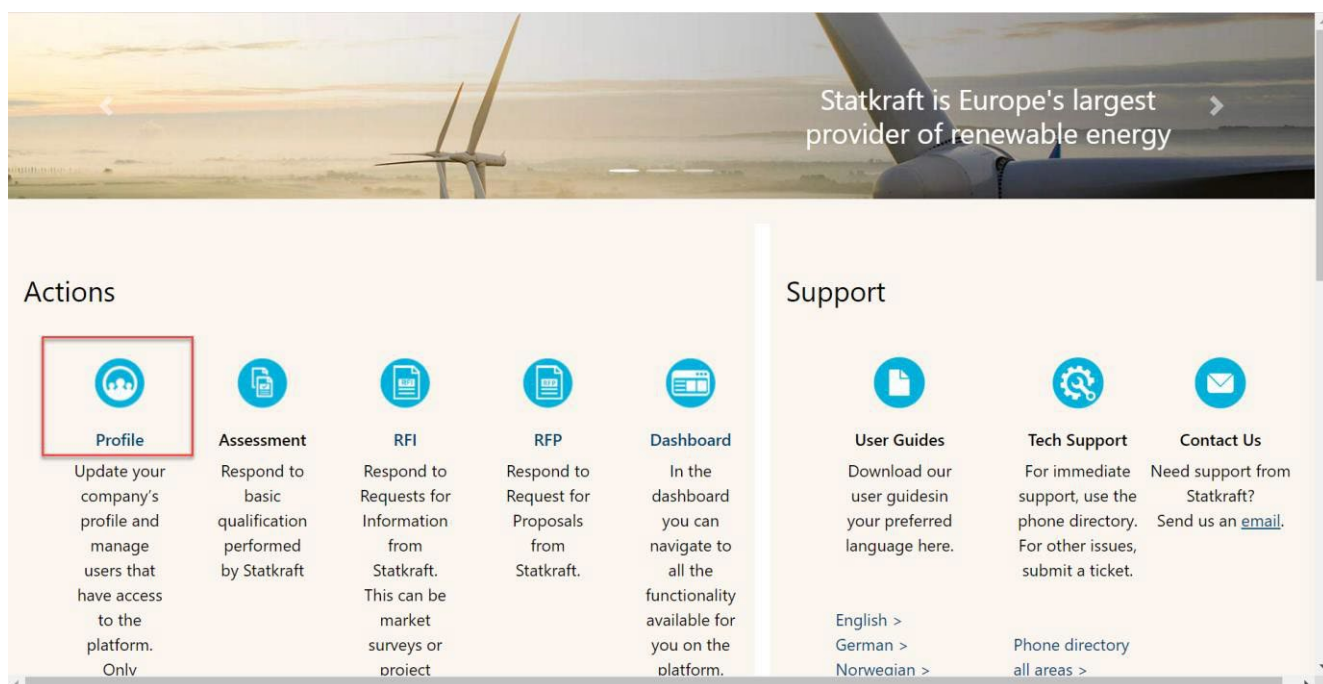
Agora você está dentro da plataforma. Use o menu do lado esquerdo para navegar. Consulte outras seções deste guia para obter suporte adicional.

2.1 Preenchimento de dados bancários

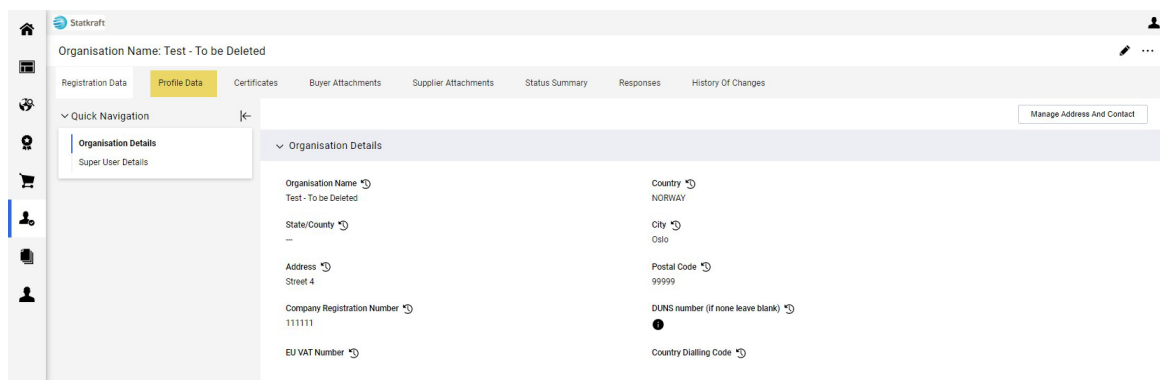
A Statkraft possui integrações que irão exportar seus dados para o nosso sistema ERP. Esta não é uma etapa obrigatória no momento da inscrição. Os dados bancários só são exigidos dos fornecedores que recebem uma RFP. Essa etapa só pode ser concluída pelo

superusuário na conta do fornecedor.

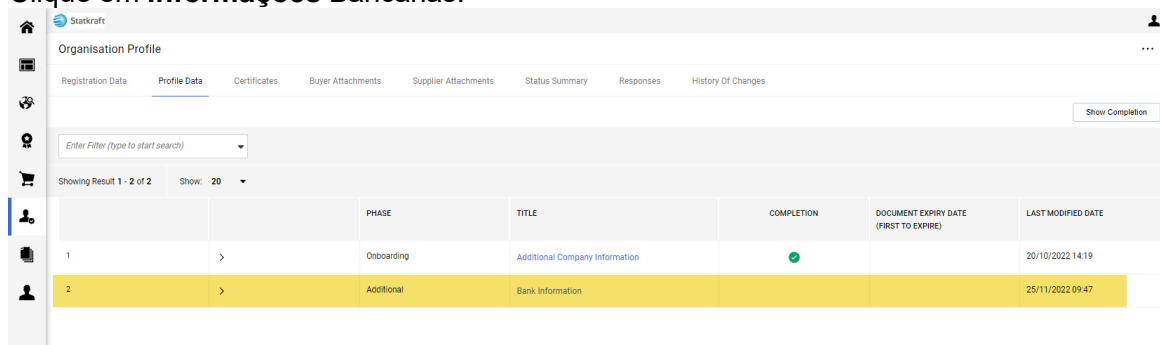
Clique em **Perfil**.



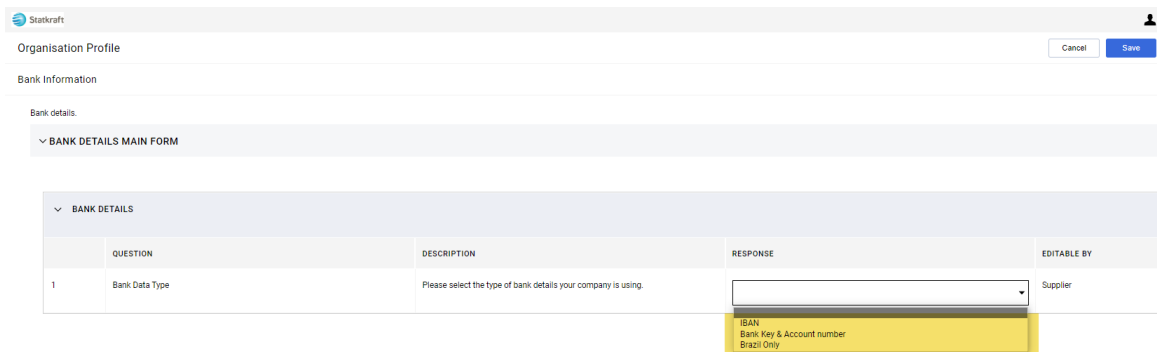
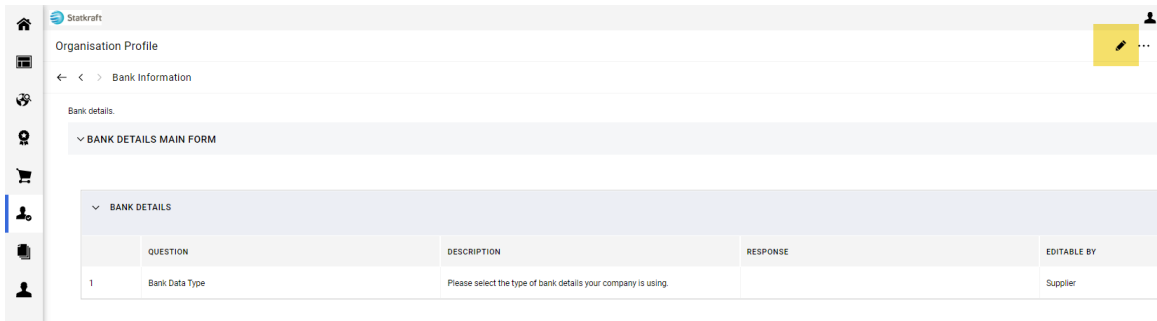
Clique em **Dados do perfil**.



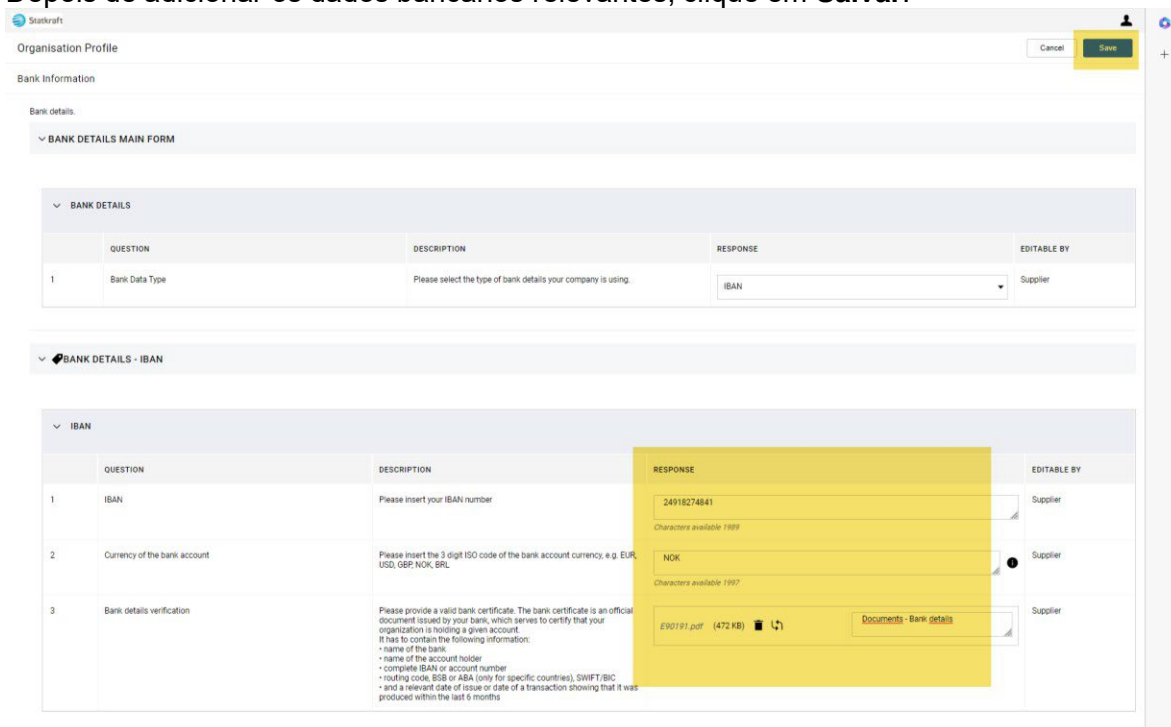
Clique em **Informações Bancárias**.



Clique no lápis para editar. Responda à primeira pergunta para ver os respectivos campos de dados bancários.



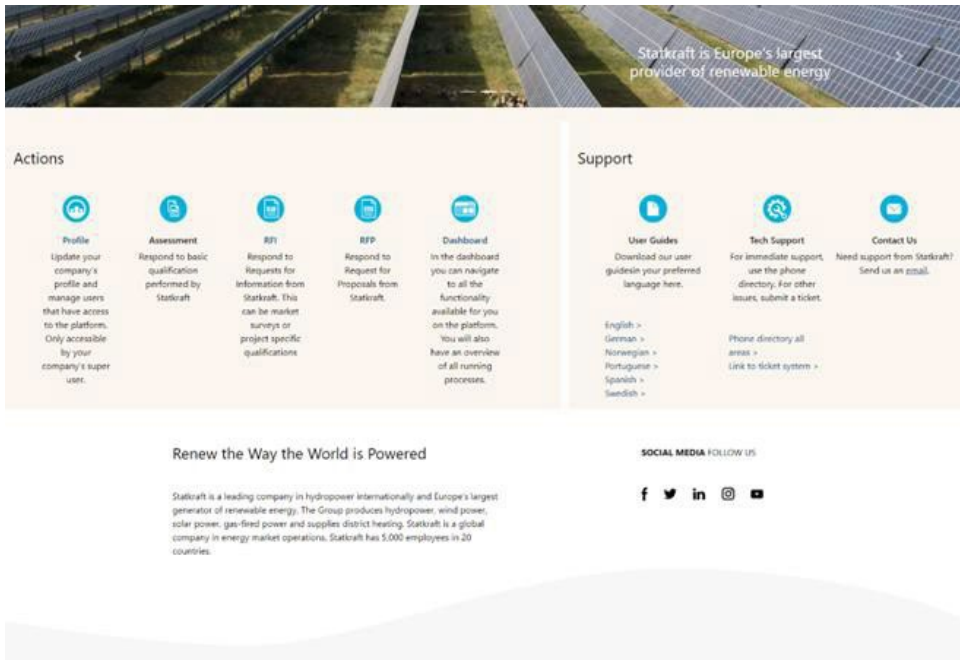
Depois de adicionar os dados bancários relevantes, clique em **Salvar**.



Para garantir o sucesso da exportação de dados para o nosso sistema ERP, é essencial preencher todos os campos obrigatórios no formulário de informações bancárias.

3. Como responder a uma Avaliação Básica de Qualificação

Clique em "Dashboard".



Você verá a Avaliação em "Minhas avaliações editáveis" na página do painel.

Clique no nome da avaliação.

MY EDITABLE ASSESSMENTS

BUYER ORGANISATION	REQUEST RECEIVED ON	EDITABLE FORM COMPLETION	EDITABLE CATEGORY FORM COMPLETION
Statkraft	13.10.2022	0%	

Click on "Qualification DUNS info".

Showing Result 1 - 2 of 2

	TYPE	TITLE	COMPLETION	DOCUMENT EXPIRY DATE (FIRST TO EXPIRE)	LAST MODIFIED DATE	FORM EDITING ALLOWED ON	FORMS VIEWED
1	> Page	Qualification DUNS info	0%		13.10.2022 14:59	13.10.2022 14:56	Yes
2	> Page	Supplier Code of Conduct	0%		13.10.2022 15:00	13.10.2022 14:56	Yes

If your company has a DUNS number on the profile, you may not receive the first form presented in the screenshot above (Qualification DUNS Info). In that case, go directly to the second form.

In order to fill out the form click on the “Edit” icon in the top-right corner.

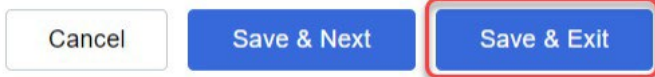
If you need to add a DUNS number to your profile, use the left side bar to access your profile. Click on the Pencil icon and add your DUNS number in the relevant field. You can access your profile through the home page as well.

If your company has a DUNS number, click on “Yes, I have a Duns Number, I have added it in my Profile”. If not, choose “No, I do not have a DUNS Number”.

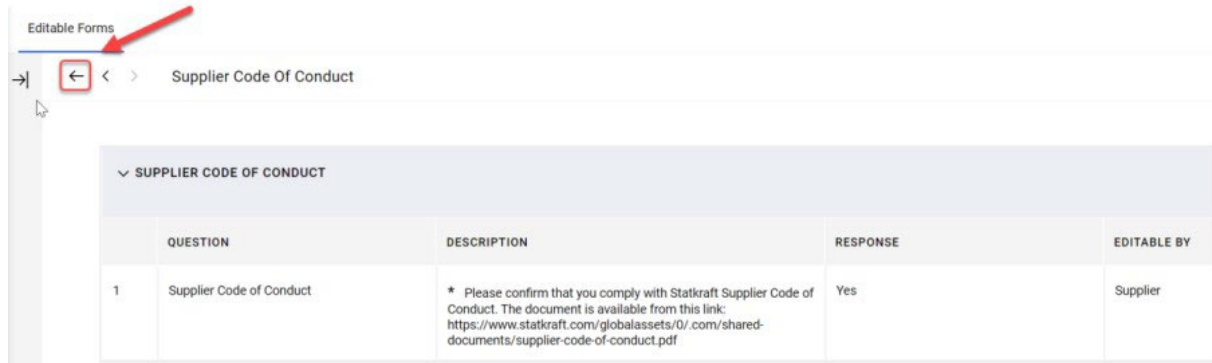
Click on “Save & Next”.

On the “Supplier Code of Conduct” choose yes.

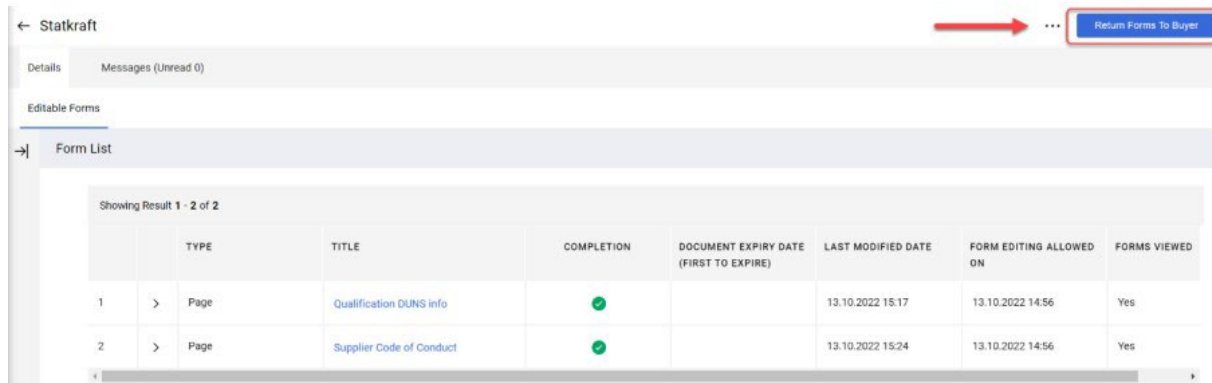
Click on "Save & Exit".



Click on the "Back to Previous Page" arrow.



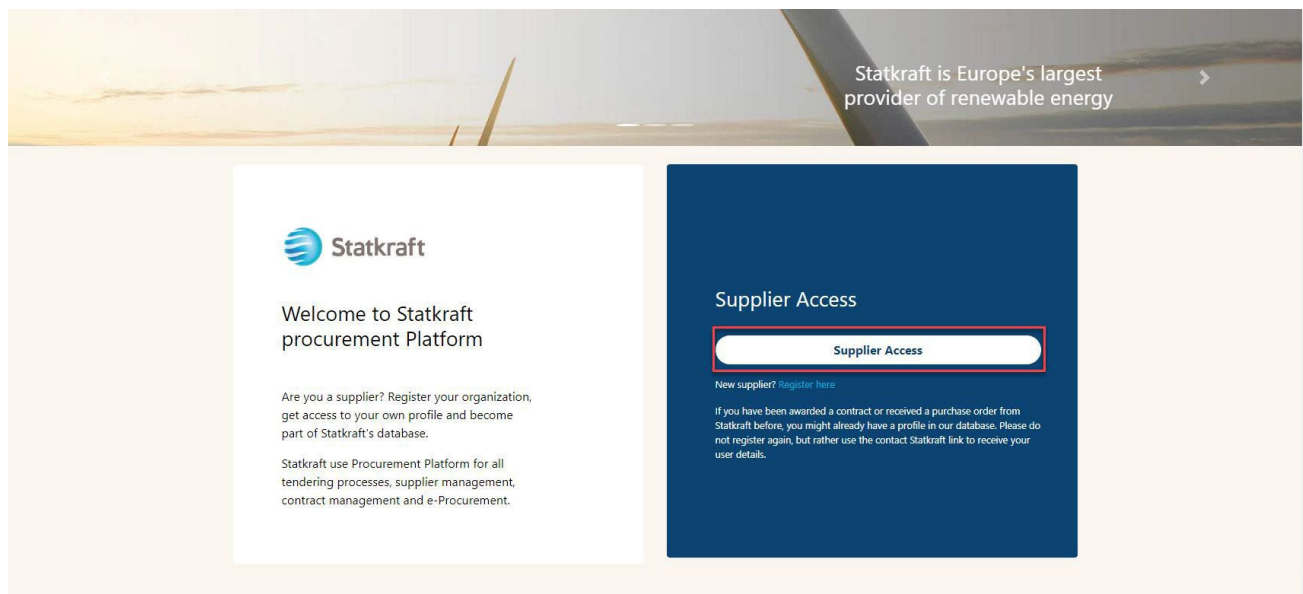
Finally click on "Return Forms to Buyer" and click OK on the popup.



4. Como responder à RFI como fornecedor

Navegue até <https://procurementplatform.statkraft.com/web/login.html> em teu navegador (navegadores recomendados: Google Chrome, Mozilla Firefox ou Microsoft Edge).

Clique em "Acesso à Ceia" e faça o login com as credenciais da sua conta de fornecedor.



Clique no ícone RFI. Como alternativa, você pode clicar no Painel e ver as RFIs em execução.



Clique no seu Título RFI.

RFIs ...

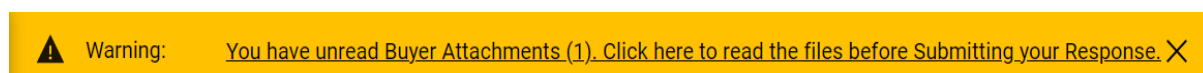
My RFIs

All RFIs

Showing Result 1 - 1 of 1 Show: 20

	CODE	TITLE	PROJECT CODE	CLOSING DATE ↓	STATUS	RESPONSE STATUS	BUYER ORGANISATION
1	rfl_364	RFI project 471	project_471	31/12/2022 12:00	Running	No Response Prepared	Statkraft

Verifique os anexos enviados pelo Statkraft clicando no aviso amarelo na parte superior da tela.



Você pode ver os anexos individualmente ou clicar no botão "Download em massa".

← RFI : rfl_364 - RFI project 471 Running ...

RFI Details Messages (Unread 0)

Settings Buyer Attachments (1) My Response Associated Users

→ Folders and Files List root > ... **Mass Download**

Enter Filter (type to start search)

Showing Result 1 - 1 of 1 Show: 20

	FOLDER/FILE NAME ↑	DESCRIPTION	LAST MODIFICATION DATE
1	Attachment example.pdf		07/11/2022 16:34:23

Para voltar às perguntas enviadas pela Statkraft, clique em "Minha Resposta".

Clique em "Pretende responder".

← RFI : rfi_364 - RFI project 471 ● Running ... Decline To Respond Intend To Respond

RFI Details Messages (Unread 0)

Settings Buyer Attachments (1) **My Response** Associated Users

→|

1

2

1. QUALIFICATION RESPONSE (QUESTIONS: 1)

1.1 INFORMATION FROM THE APPLICANT - QUESTION SECTION

	QUESTION	DESCRIPTION	RESPONSE
1.1.1	Application letter	<p>* By providing a response to this RFI</p> <ol style="list-style-type: none">1. We confirm that the information contained in the attached response is a true reflection of the skills and capacity of our company.2. We understand and accept that receipt of the attached application places no obligations upon the requester to include our company on the list of prequalified companies.3. We acknowledge that the information provided in this RFI is confidential and has not, and will not, be disclosed to other persons or parties other than for the purpose of completion of the application. If information is disclosed to other persons, such other persons or parties shall agree to maintain the confidentiality.	

Intenção de Responder: Permite que um Fornecedor visualize e preencha os Questionários do Comprador e envie sua Resposta para avaliação do Comprador.

Recusar Resposta: Notifica o Comprador de que o Fornecedor não pretende responder.

Clique no "Ícone de lápis" para começar a responder às perguntas.

← RFI : rfi_366 - Prequalification Purchase X ● Running ... Online Questionnaire In Excel Submit Response

RFI Details Messages (Unread 0)

Settings Buyer Attachments (0) **My Response** Associated Users

→|

Your Response is not yet Submitted. To make it visible to the Buyer you must click 'Submit Response'

My Response Summary

	ENVELOPE	INFO PARAMETERS
1.	Qualification Response	Missing mandatory responses (2)

1. QUALIFICATION RESPONSE (QUESTIONS: 3)

1.1 INFORMATION FROM THE APPLICANT - QUESTION SECTION

	QUESTION	DESCRIPTION	RESPONSE
1.1.1	Application letter	<p>* By providing a response to this RFI</p> <ol style="list-style-type: none">1. We confirm that the information contained in the attached response is a true reflection of the skills and capacity of our company.2. We understand and accept that receipt of the attached application places no obligations upon the requester to include our company on the list of prequalified companies.3. We acknowledge that the information provided in this RFI is confidential and has not, and will not, be disclosed to other persons or parties other than for the purpose of completion of the application. If information is disclosed to other persons, such other persons or parties shall agree to maintain the confidentiality.	

1

Responda a todas as perguntas de acordo. As perguntas obrigatórias têm um "*" no início da pergunta.

RFI : rfi_366 - Prequalification Purchase X Running Save And Continue Cancel Save And Return

→ | i Your Response is not yet Submitted. To make it visible to the Buyer you must click 'Submit Response' 3

Validate Response

1. QUALIFICATION RESPONSE (QUESTIONS: 3)

1.1 INFORMATION FROM THE APPLICANT - QUESTION SECTION

QUESTION	DESCRIPTION	RESPONSE
1.1.1	Application letter * By providing a response to this RFI 1. We confirm that the information contained in the attached response is a true reflection of the skills and capacity of our company. 2. We understand and accept that receipt of the attached application places no obligations upon the requester to include our company on the list of prequalified companies. 3. We acknowledge that the information provided in this RFI is confidential and has not, and will not, be disclosed to other persons or parties other than for the purpose of completion of the application. If information is disclosed to other persons, such other persons or parties shall agree to maintain the confidentiality.	1 Yes ▾

1.2 SUPPLIER - QUESTION SECTION

QUESTION	DESCRIPTION	RESPONSE
1.2.1	Legal entity	Submit a copy of the latest version of the Certificate of Incorporation. 2
		+ Attach File

Se você precisar responder a uma pergunta de anexo - por favor, não que apenas um arquivo ou um arquivo zip é permitido por pergunta. O arquivo zip não deve exceder 200MB de tamanho – se isso for necessário em sua resposta, entre em contato com a Statkraft através da guia de mensagens.

Adicionando um anexo:

1.2 SUPPLIER - QUESTION SECTION

QUESTION	DESCRIPTION	RESPONSE
1.2.1	Legal entity	Submit a copy of the latest version of the Certificate of Incorporation. 1
		+ Attach File
1.2.2	Tax and debt settlements	* We confirm that we are solvent and not involved in debt settlement proceedings or are under administration. No ▾

Você também pode usar a funcionalidade Arrastar e soltar. Após selecionar o arquivo, clique em "Confirmar".

← Attachments

2 Select File Confirm 3

i Select an attachment to upload. Please keep attachments to a manageable size in order to facilitate downloading. The platform allows individual attachments up to a maximum size of 50 MB but it is recommended that you keep attachments to 2MB or less.

i File extensions not permitted: .bin, .exe, .dll, .pif, .bat, .cmd, .com, .htm, .html, .msi, .js, .json, .reg

Attachments

#	TYPE	FILE NAME	SIZE
<i>Use the button to Upload or DRAG and DROP into this area</i>			

O processo encontra-se agora anexado à questão.

Clique em "Salvar e retornar" e "OK" no pop-up.
Você retornará à página principal do RFX – A resposta ainda não foi enviada.

RFI : rfi_366 - Prequalification Purchase X Running

Save And Continue Cancel Save And Return

→ | Your Response is not yet Submitted. To make it visible to the Buyer you must click 'Submit Response'

Validate Response

1. QUALIFICATION RESPONSE (QUESTIONS: 3)

1.1 INFORMATION FROM THE APPLICANT - QUESTION SECTION

QUESTION	DESCRIPTION	RESPONSE
1.1.1 Application letter	* By providing a response to this RFI 1. We confirm that the information contained in the attached response is a true reflection of the skills and capacity of our company.	Yes

Se você tiver concluído todas as perguntas (veja o resumo destacado em amarelo abaixo), você pode clicar em "Enviar resposta". Clique em "OK" no pop-up.

← RFI : rfi_366 - Prequalification Purchase X Running Online Questionnaire In Excel Submit Response

RFI Details Messages (Unread 0)

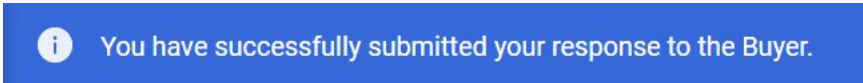
Settings Buyer Attachments (0) My Response Associated Users

→ | Your Response is not yet Submitted. To make it visible to the Buyer you must click 'Submit Response'

My Response Summary

ENVELOPE	INFO PARAMETERS
1. Qualification Response	All questions answered

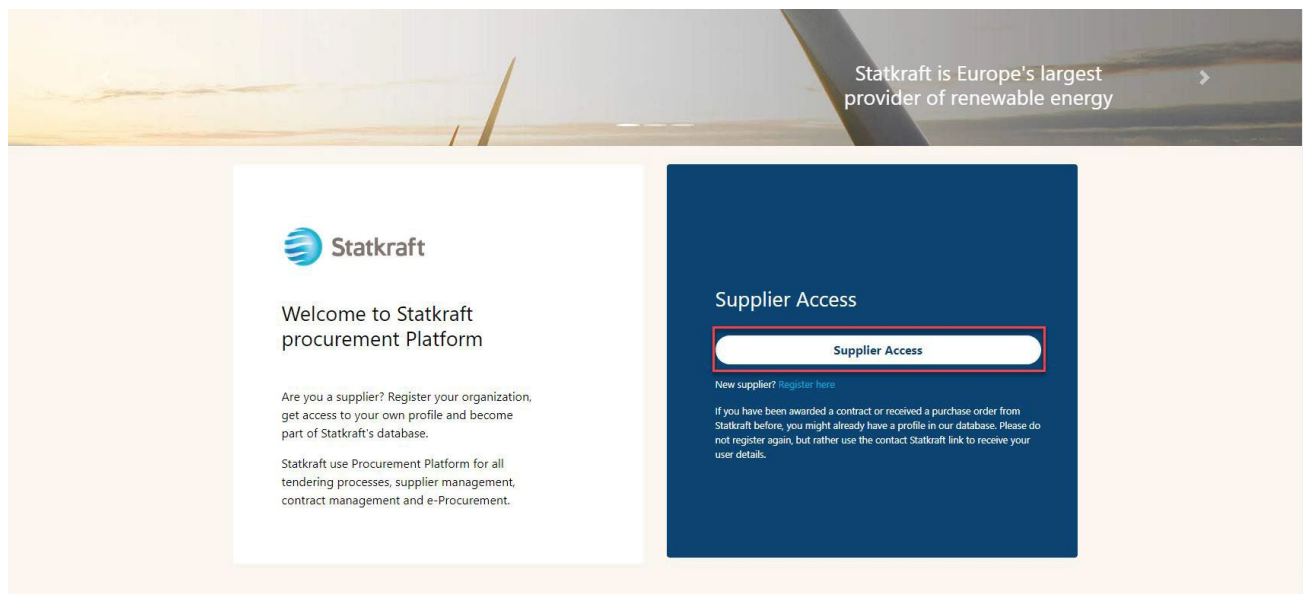
Tudo feito – sua resposta foi enviada. Você receberá o seguinte aviso de que sua resposta foi enviada para a Statkraft:

Você pode  ver uma visão geral das RFIs e RFPs respondidas nas respectivas páginas RFX.

5. Como responder à RFP como fornecedor.

Navegar Para <https://procurementplatform.statkraft.com/web/login.html> em teu navegador (navegadores recomendados: Google Chrome, Mozilla Firefox ou Microsoft Edge).

Clique em "Acesso à Ceia" e faça o login com as credenciais da sua conta de fornecedor.



Clique no ícone RFP. Como alternativa, você pode clicar no Painel e ver as RFPs em execução.



Clique no título da RFP.

RFPs ...

My RFPs

All RFPs

Showing Result 1 - 1 of 1 Show: 20

	CODE	TITLE	PROJECT CODE	CLOSING DATE ↓	STATUS	RESPONSE STATUS	BUYER ORGANISATION
1	rfp_563	RFP Purchase of XXX	project_477	11/11/2022 17:00	Running	No Response Prepared	Statkraft

Clique em "Concordo" e depois em "Avançar" na tela Aceitar Contrato.

← Accept Contract

Adobe PDF File

TENDER RULES

1. Opening of Tenders
Public opening of the Tenders will not take place. In addition, Statkraft will not make public or disclose to any of the Tenderers any information relating to the Tenderers' identity or the content of the Tenders.
2. Rejection of Tenders
Statkraft reserves the right to reject Tenders that do not comply with these instructions to Tenderers. Written notification of rejection and reasons why will be given in the event of rejection.
3. Validity of the Tender
Tenderer shall abide by the Tender, with prices, until a contract has been signed or the defined minimum validity on the Statkraft Procurement Platform. Minimum validity is counted from the response due date of the Tender.
4. Right of negotiation
Statkraft reserves the right to negotiate in more detail with one or more Tenderers as regards the Contract for all or parts of the eventual contract, as well as the right to reject any or all Tenders. Statkraft reserves the right to limit the negotiations to only those Tenderers that Statkraft considers to have a real chance of being awarded the contract.
5. Cancellation

I agree

I do not agree

Next

Aviso Importante: O Regulamento do **Concurso** dará diretrizes e requisitos mínimos para participar da licitação. As Regras da Proposta podem ser desativadas na RFP a critério dos Compradores.

Se houver anexos gerais para o concurso, você verá um aviso na parte superior da tela. Você pode clicar nele ou clicar em "Anexos do comprador". Isso o levará à seção de anexos. Lembre-se de que as perguntas também podem conter anexos.

Warning: You have unread Buyer Attachments (1). Click here to read the files before Submitting your Response. X

Clique em "Download em massa".

← RFP: rfp_563 - RFP Purchase of XXX Running

RFP Details Messages (Unread 0)

Settings **Buyer Attachments (1)** My Response Associated Users

→| Folders and Files List root > ... **Mass Download**

Enter Filter (type to start search)

Showing Result 1 - 1 of 1 Show: 20

	FOLDER/FILE NAME ↑	DESCRIPTION	LAST MODIFICATION DATE	
1	Instruction to tenderer.docx		11/11/2022 14:03:27	

Selecione todos os arquivos. Todos os anexos desta seção serão baixados em um arquivo zip.

RFP: rfp_563 - RFP Purchase of XXX Running

→| Mass Download List Cancel **Download Selected Files**

Showing Result 1 - 1 of 1

	<input checked="" type="checkbox"/>	FOLDER/FILE NAME	SIZE
1	<input checked="" type="checkbox"/>	Object _ rfp_563 - RFP Purchase of XXX/ <i>Instruction to tenderer.docx</i>	226 KB

Total Files Selected: 1

Clique em "OK" no pop-up.

statkraft-prep.app.jaggaer.com says

Are you sure you want to start the Mass Download?

If you close the browser or logout, the Download will be stopped.



Após baixar todos os documentos, clique em "Cancelar" para voltar.

RFP: rfp_563 - RFP Purchase of XXX Running

→| Mass Download List Cancel **Download Selected Files**

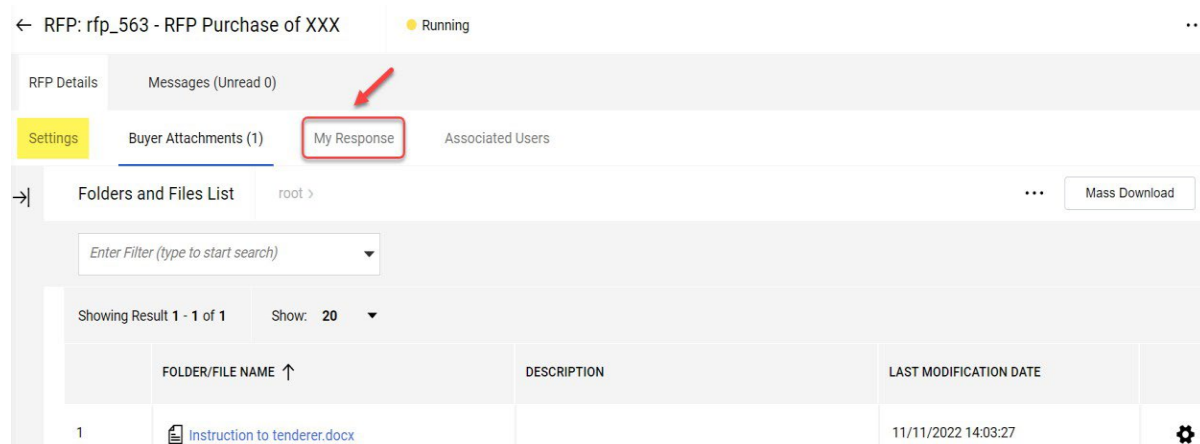
Showing Result 1 - 1 of 1

	<input checked="" type="checkbox"/>	FOLDER/FILE NAME	SIZE
1	<input checked="" type="checkbox"/>	Object _ rfp_563 - RFP Purchase of XXX/ <i>Instruction to tenderer.docx</i>	226 KB

Total Files Selected: 1

Clique em "Minha Resposta" para acessar o questionário RFP.

Nota: Na guia Configurações (realçada em amarelo) você pode ver detalhes adicionais sobre este RFX.



← RFP: rfp_563 - RFP Purchase of XXX ● Running ⋮

RFP Details Messages (Unread 0)

Settings Buyer Attachments (1) **My Response** Associated Users

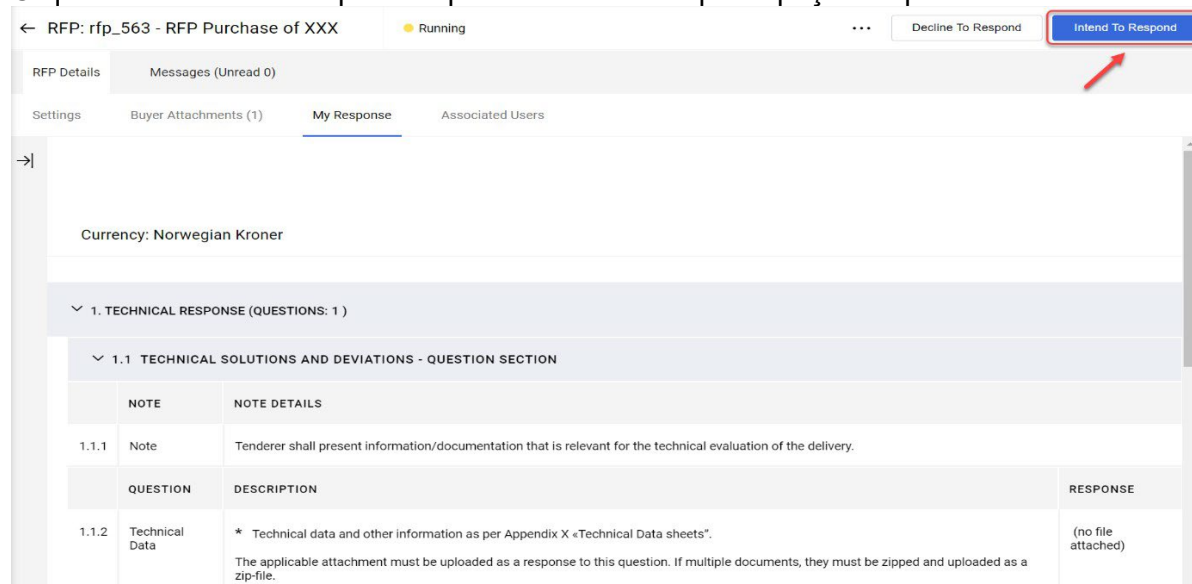
→ Folders and Files List root > ⋮ Mass Download

Enter Filter (type to start search) ▾

Showing Result 1 - 1 of 1 Show: 20 ▾

	FOLDER/FILE NAME ↑	DESCRIPTION	LAST MODIFICATION DATE	
1	Instruction to tenderer.docx		11/11/2022 14:03:27	

Clique em "Pretendo Responder" para confirmar sua participação no processo.



← RFP: rfp_563 - RFP Purchase of XXX ● Running ⋮ Decline To Respond **Intend To Respond**

RFP Details Messages (Unread 0)

Settings Buyer Attachments (1) **My Response** Associated Users

→

Currency: Norwegian Kroner

1. TECHNICAL RESPONSE (QUESTIONS: 1)

1.1 TECHNICAL SOLUTIONS AND DEVIATIONS - QUESTION SECTION

NOTE	NOTE DETAILS
1.1.1 Note	Tenderer shall present information/documentation that is relevant for the technical evaluation of the delivery.

QUESTION	DESCRIPTION	RESPONSE
1.1.2 Technical Data	* Technical data and other information as per Appendix X «Technical Data sheets». The applicable attachment must be uploaded as a response to this question. If multiple documents, they must be zipped and uploaded as a zip-file.	(no file attached)

Se a RFP permitir várias moedas como resposta (no sistema), você pode escolher qual moeda usará. Se sua resposta contiver várias moedas, entre em contato com a Statkraft para concordar com a melhor maneira de entregar sua proposta.

Selecione sua moeda de resposta e clique em "Salvar".

Currency: Norwegian Kroner ✕

i Selecting a new Currency will not automatically convert your Bid. Ensure that you check your response according to the new selected Currency.

Select a Response Currency

- Norwegian Kroner
- Euro (Norwegian Kroner/Euro = 0.097)
- US dollar (Norwegian Kroner/US dollar = 0.1)

Clique no botão "Ícone de lápis" (editar resposta).

← RFP: rfp_563 - RFP Purchase of XXX ● Running ... Online Questionnaire In Excel

RFP Details Messages (Unread 0)

Settings Buyer Attachments (1) **My Response** Associated Users

→ **i** Your Response is not yet Submitted. To make it visible to the Buyer you must click 'Submit Response'

My Response Summary

ENVELOPE	INFO PARAMETERS		
1. Technical Response	Missing mandatory responses (1)		
2. Commercial Response	Mandatory fields missing (1)	Total Price (excluding optional sections)	0

Currency: Norwegian Kroner

1. TECHNICAL RESPONSE (QUESTIONS: 1)

1.1 TECHNICAL SOLUTIONS AND DEVIATIONS - QUESTION SECTION

Observe que a primeira seção da página de resposta é o Resumo da Minha Resposta. Esta seção acompanha o progresso da resposta do fornecedor em cada envelope com base nas perguntas obrigatórias respondidas. Nesta seção, você também pode clicar em um nome de envelope para abri-lo no modo de edição pronto para ser concluído.

Responda às perguntas em conformidade. Neste exemplo, responderemos a uma pergunta de Anexo. Clique em "Anexar Arquivo".

1. TECHNICAL RESPONSE (QUESTIONS: 1)

1.1 TECHNICAL SOLUTIONS AND DEVIATIONS - QUESTION SECTION

NOTE	NOTE DETAILS
1.1.1 Note	Tenderer shall present information/documentation that is relevant for the technical evaluation of the delivery.

QUESTION	DESCRIPTION	RESPONSE
1.1.2 Technical Data	* Technical data and other information as per Appendix X «Technical Data sheets». The applicable attachment must be uploaded as a response to this question. If multiple documents, they must be zipped and uploaded as a zip-file.	<input type="button" value="+ Attach File"/>

Na nova janela, você pode arrastar e soltar seu arquivo ou clicar em "Selecionar arquivo" e

26

procurá-lo em seu PC. Depois de selecionar o arquivo, clique em "Confirmar".

← Attachments 1 Select File Confirm 2

i Select an attachment to upload. Please keep attachments to a manageable size in order to facilitate downloading. The platform allows individual attachments up to a maximum size of 50 MB but it is recommended that you keep attachments to 2MB or less.

i File extensions not permitted: .bin, .exe, .dll, .pif, .bat, .cmd, .com, .htm, .html, .msi, .js, .json, .reg

Attachments

#	TYPE	FILE NAME	SIZE
<i>Use the button to Upload or DRAG and DROP into this area</i>			

O arquivo agora é carregado como uma resposta à pergunta. Depois de responder a todas as perguntas deste Envelope Técnico, você pode clicar em "Salvar e Devolver" (aqui você está retornando à página de resumo).

RFP: rfp_563 - RFP Purchase of XXX ● Running Save And Continue Cancel Save And Return

→ 1 Your Response is not yet Submitted. To make it visible to the Buyer you must click 'Submit Response' Save And Return

Validate Response

1. TECHNICAL RESPONSE (QUESTIONS: 1)

1.1 TECHNICAL SOLUTIONS AND DEVIATIONS - QUESTION SECTION

NOTE	NOTE DETAILS
1.1.1	Note Tenderer shall present information/documentation that is relevant for the technical evaluation of the delivery.

QUESTION	DESCRIPTION	RESPONSE
1.1.2	Technical Data * Technical data and other information as per Appendix X «Technical Data sheets». The applicable attachment must be uploaded as a response to this question. If multiple documents, they must be zipped and uploaded as a zip-file.	Attachment example.pdf (7 KB)

Clique em "OK" no pop-up.

statkraft-prep.app.jaggaer.com says

The response is about to be saved; the format of your response will be checked and if no errors are found it will be saved.

Click "OK" to save or click "Cancel" to discard any unsaved changes.

IMPORTANT:

In order to make your response visible to the buyer you must submit it.




Observe no Resumo da Resposta que todas as perguntas são respondidas no Envelope Técnico. Agora você precisa responder o Envelope Comercial.

My Response Summary

	ENVELOPE	INFO PARAMETERS		
1.	Technical Response	All questions answered		
2.	Commercial Response	Mandatory fields missing (1)	Total Price (excluding optional sections)	0

Role para baixo e clique no "Ícone de lápis" (Editar resposta) no envelope comercial.

2. COMMERCIAL RESPONSE (ITEMS: 2, QUESTIONS: 2) 

2.1 DEVIATIONS AND RESERVATIONS - QUESTION SECTION

	QUESTION	DESCRIPTION	RESPONSE
2.1.1	Commercial deviations and reservations (all Appendices except from Appendix A, E and F)	Tenderer shall clearly indicate, and explain, any deviation or reservation from the requirements or instruction in the Invitation to Tender Documents. Any and all deviations or reservations shall be stated in the Tender. Each deviation must have a reference to the relevant clause of the Invitation to Tender Documents. The applicable attachment must be uploaded as a response to this question. If multiple documents, they must be zipped and uploaded as a zip-file.	(no file attached)

Responda às perguntas em conformidade. Para ver o preço total (destacado em amarelo) atualizado, clique em Validar Resposta após responder a todas as perguntas (esta é uma etapa opcional). Por fim, clique em "Salvar e Devolver".

RFP: rfp_563 - RFP Purchase of XXX ● Running

Save And Continue Cancel Save And Return

Refresh Validate Response

TOTAL PRICE (EXCLUDING OPTIONAL SECTIONS) 0

CURRENCY: NORWEGIAN KRONER

2. COMMERCIAL RESPONSE (ITEMS: 2, QUESTIONS: 2)

2.1 DEVIATIONS AND RESERVATIONS - QUESTION SECTION

	QUESTION	DESCRIPTION	RESPONSE
2.1.1	Commercial deviations and reservations (all Appendices except from Appendix A, E and F)	Tenderer shall clearly indicate, and explain, any deviation or reservation from the requirements or instruction in the Invitation to Tender Documents. Any and all deviations or reservations shall be stated in the Tender. Each deviation must have a reference to the relevant clause of the Invitation to Tender Documents. The applicable attachment must be uploaded as a response to this question. If multiple documents, they must be zipped and uploaded as a zip-file.	+ Attach File

2.2 COMPENSATION - PRICE SECTION

	CODE	DESCRIPTION	UNIT OF MEASUREMENT	QUANTITY	UNIT PRICE	PRICE
2.2.1	Total Tender Price	* Total Tender Price (ex-VAT)	Each	1	1000	0
					Section Sub Total	0
					Total Price (excluding optional sections)	0

Clique em "OK" no pop-up.

statkraft-prep.app.jaggaer.com says

The response is about to be saved; the format of your response will be checked and if no errors are found it will be saved.

Click "OK" to save or click "Cancel" to discard any unsaved changes.

IMPORTANT:

In order to make your response visible to the buyer you must submit it.

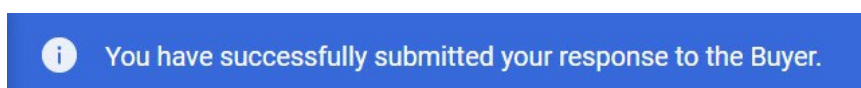


Agora que todas as perguntas foram respondidas, você pode clicar em "Enviar resposta". Clique em "OK" no pop-up.

The screenshot shows the RFP response submission interface. At the top, there is a navigation bar with "RFP: rfp_563 - RFP Purchase of XXX" and a "Running" status. A red arrow points to the "Submit Response" button. Below the navigation bar, there is a "My Response" section with a "My Response Summary" table. The table has two columns: "ENVELOPE" and "INFO PARAMETERS". The first row shows "1. Technical Response" with "All questions answered". The second row shows "2. Commercial Response" with "All quoted items completed". The "Total Price (excluding optional sections)" is listed as "1,000".

ENVELOPE	INFO PARAMETERS	Total Price (excluding optional sections)
1. Technical Response	All questions answered	
2. Commercial Response	All quoted items completed	1,000

Resultado esperado: sua resposta foi enviada com sucesso. Você pode editar sua resposta se enquanto a RFP estiver em execução.



5.1 Como responder a um RFx usando o Excel (exportar e importar)

Importante – Você precisa chegar ao passo em que você clica em "Pretende responder" (Página 17) nas capturas de tela acima antes de começar a responder as perguntas no envelope. É por isso que as etapas abaixo começam no passo **seguinte**. Este procedimento não funciona para perguntas de anexo. Veja as capturas de tela acima para ver como carregar arquivos como respostas.

Clique em "Questionário Online no Excel".

The screenshot shows the RFP response submission interface. At the top, there is a navigation bar with "RFP: rfp_563 - RFP Purchase of XXX" and a "Running" status. A red arrow points to the "Online Questionnaire In Excel" button. Below the navigation bar, there is a "My Response" section with a "My Response Summary" table. The table has two columns: "ENVELOPE" and "INFO PARAMETERS". The first row shows "1. Technical Response" with "Missing mandatory responses (1)". The second row shows "2. Commercial Response" with "Mandatory fields missing (1)". The "Total Price (excluding optional sections)" is listed as "0".

ENVELOPE	INFO PARAMETERS	Total Price (excluding optional sections)
1. Technical Response	Missing mandatory responses (1)	
2. Commercial Response	Mandatory fields missing (1)	0

Clique em "Download Online Questionnaire in Excel".

Upload Help To Create & Import Your Response In Excel

1 This area allows you to download the entire online questionnaire in Excel. Once you have saved the file and responded to the questions, you should return to this screen and import the same spreadsheet which will populate the online questions with your responses

***** IMPORTANT *****

THE IMPORT EXCEL FUNCTION CAN ONLY BE USED TO UPLOAD THE EXCEL FILE WHICH HAS BEEN DOWNLOADED FOR THIS RFX

IF THE BUYER HAS ASKED YOU UPLOAD ATTACHMENTS, THE UPLOAD LINK NEXT TO A SPECIFIC QUESTION ONLINE MUST BE USED OR THE ADDITIONAL ATTACHMENTS AREA (IF ENABLED)

ADDITIONAL FILES CANNOT BE EMBEDDED INTO THE SPREADSHEET

IN THE EVENT THAT THE BUYER HAS NOT PERMITTED THE UPLOADING OF ATTACHMENTS, THIS AREA CANNOT BE USED AS A SUBSTITUTE

File Download Online Questionnaire in Excel

Browse Select File

Import Items

Uma planilha será baixada. A planilha mostrará quais campos são editáveis. Como dito anteriormente, as perguntas de anexo não podem ser respondidas por meio da planilha.

Code	Description	Unit of Measurement	Quantity	Unit Price	Price
2.2.1	Total Tender Price (ex-VAT)	Each	1	1000	1000
Section Sub-Total					1000

Salve a planilha em seu PC e clique em "Procurar". Após selecionar a planilha com as respostas, clique em "Importar Itens".

Upload Help To Create & Import Your Response In Excel

1 This area allows you to download the entire online questionnaire in Excel. Once you have saved the file and responded to the questions, you should return to this screen and import the same spreadsheet which will populate the online questions with your responses

***** IMPORTANT *****

THE IMPORT EXCEL FUNCTION CAN ONLY BE USED TO UPLOAD THE EXCEL FILE WHICH HAS BEEN DOWNLOADED FOR THIS RFX

IF THE BUYER HAS ASKED YOU UPLOAD ATTACHMENTS, THE UPLOAD LINK NEXT TO A SPECIFIC QUESTION ONLINE MUST BE USED OR THE ADDITIONAL ATTACHMENTS AREA (IF ENABLED)

ADDITIONAL FILES CANNOT BE EMBEDDED INTO THE SPREADSHEET

IN THE EVENT THAT THE BUYER HAS NOT PERMITTED THE UPLOADING OF ATTACHMENTS, THIS AREA CANNOT BE USED AS A SUBSTITUTE

File Download Online Questionnaire in Excel

1 Browse answerTo_rfp_563.xlsx (15.559 KB)

Import Items **2**

Sua resposta foi enviada, mas sua resposta ainda não foi enviada. Se todas as perguntas forem respondidas, clique em "Enviar resposta".

← RFP: rfp_563 - RFP Purchase of XXX ● Running ... Online Questionnaire In Excel **Submit Response**

RFP Details Messages (Unread 0)

Settings Buyer Attachments (1) **My Response** Associated Users

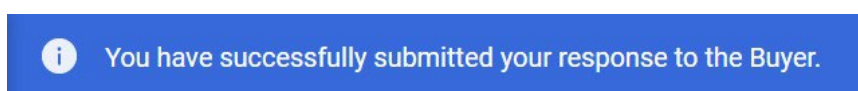
→ i Your Response is not yet Submitted. To make it visible to the Buyer you must click 'Submit Response'

My Response Summary

	ENVELOPE	INFO PARAMETERS		
1.	Technical Response	All questions answered		
2.	Commercial Response	All quoted items completed	Total Price (excluding optional sections)	1,000

Clique em "OK" no pop-up.

Resultado esperado: sua resposta foi enviada com sucesso. Você pode editar sua resposta se enquanto a RFP estiver em execução.



6. Como enviar mensagens

A função de mensagens deve ser usada para capturar toda a comunicação entre compradores e fornecedores em toda a RFI/RFP. Isso incluirá esclarecimentos, questões levantadas e respostas fornecidas.

Na barra de navegação central, clique em "Mensagens" e depois em "Criar Mensagem".

← RFP: rfp_563 - RFP Purchase of XXX ● Running ... Withdraw Response Online Questionnaire In Excel

RFP Details **Messages (Unread 0)** 1

Create Message 2 Received Messages Sent Messages Draft Messages Forwarded Messages

My Response Summary

	ENVELOPE	INFO PARAMETERS		
1.	Technical Response	All questions answered		
2.	Commercial Response	All quoted items completed	Total Price (excluding optional sections)	1,000

Dê um Assunto à mensagem e escreva sua Mensagem, em seguida, clique em "Enviar Mensagem". Observe que os anexos também podem ser adicionados da mesma forma que você faria com um e-mail.

RFP: rfp_563 - RFP Purchase of XXX Running Cancel Save As Draft **Send Message**

→] Messages

Message

Subject

Message

Attachments Attachments

	NAME	DESCRIPTION	COMMENTS
No Attachments			

Recipients

	RECIPIENT
1	Statkraft

Na mesma aba você poderá ver "Mensagens Recebidas". Os esclarecimentos feitos durante o processo de RFP estarão disponíveis aqui.

← RFP: rfp_563 - RFP Purchase of XXX Running Withdraw Response Online Questionnaire In Excel

RFP Details **Messages (Unread 0)** 1

Create Message **Received Messages** 2 Sent Messages Draft Messages Forwarded Messages

→] My Response Summary

	ENVELOPE	INFO PARAMETERS	
1.	Technical Response	All questions answered	
2.	Commercial Response	All quoted items completed	Total Price (excluding optional sections) 1,000

7. Configurações gerais da conta e navegação

Após o Login a página abaixo apresentará atalhos para as funcionalidades mais utilizadas.

Clique em "Dashboard".

Statkraft is Europe's largest provider of renewable energy

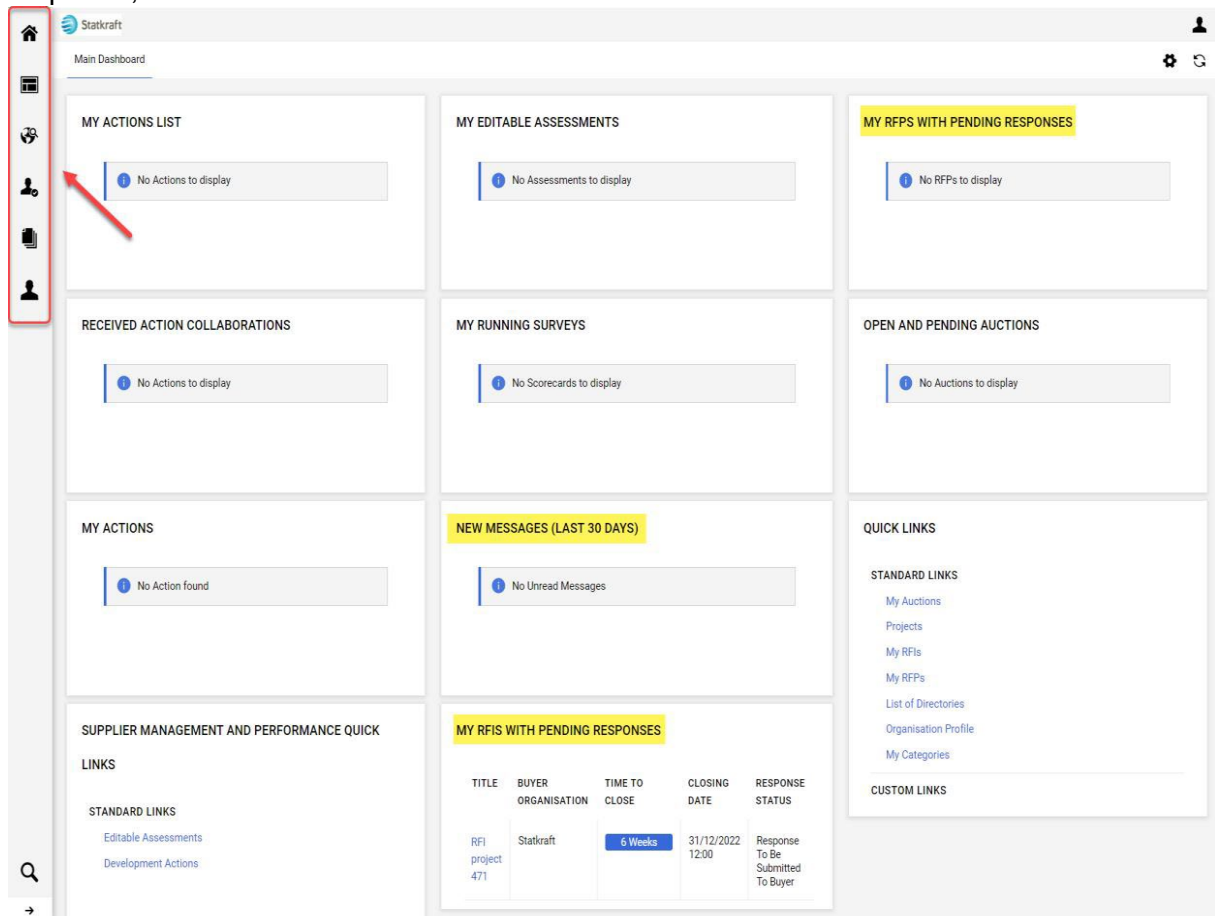
Actions

- Profile**
Update your company's profile and manage users that have access to the platform. Only
- Assessment**
Respond to basic qualification performed by Statkraft
- RFI**
Respond to Requests for Information from Statkraft. This can be market surveys or project
- RFP**
Respond to Request for Proposals from Statkraft.
- Dashboard**
In the dashboard you can navigate to all the functionality available for you on the platform.

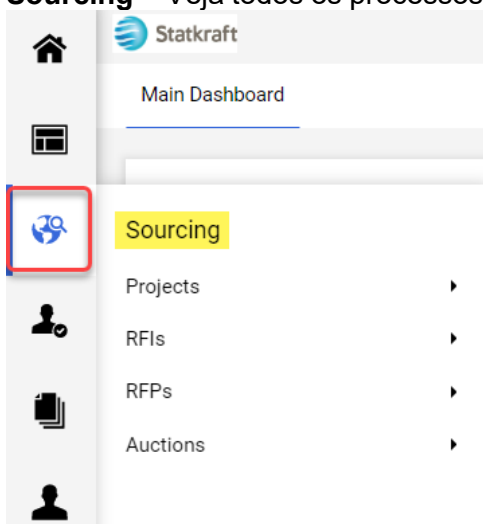
Support

- User Guides**
Download our user guides in your preferred language here.
English >
German >
Norwegian >
- Tech Support**
For immediate support, use the phone directory. For other issues, submit a ticket.
Phone directory all areas >
- Contact Us**
Need support from Statkraft? Send us an [email](#).

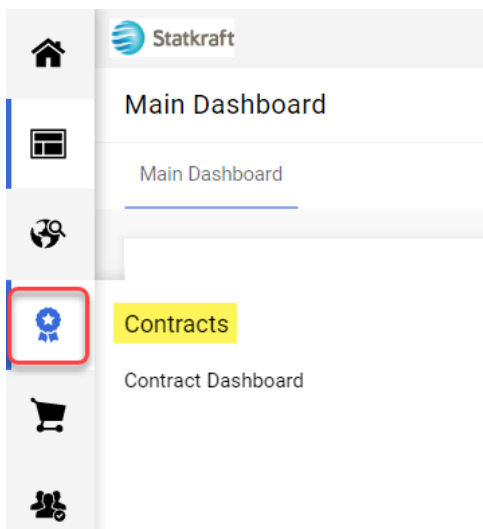
No Dashboard serão mostrados todos os processos em andamento. No menu lateral esquerdo, você terá acesso a:



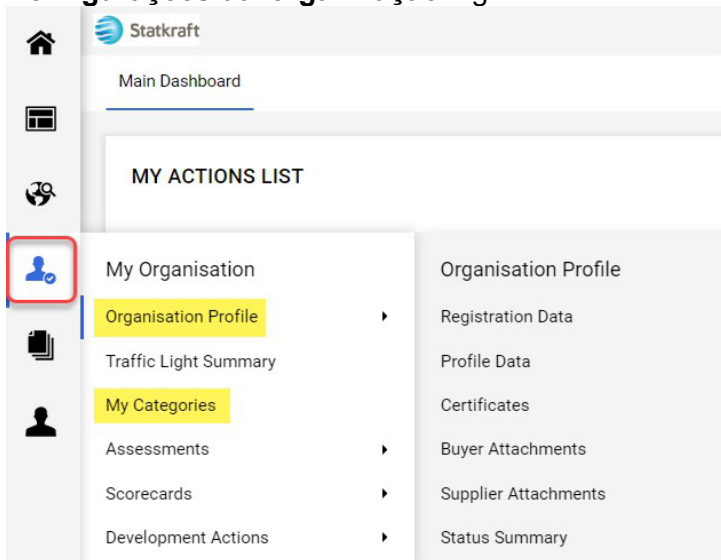
- **Sourcing** – Veja todos os processos de RFI e RFP em andamento/fechados,



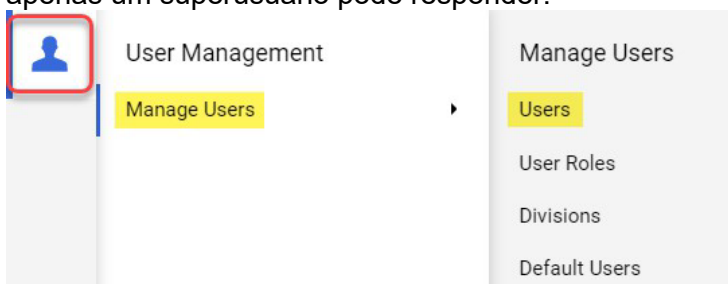
- **Contratos** – Veja todos os contratos adjudicados à sua organização,



- **Configurações da organização** – gerencie os dados de perfil da sua organização.




- **Gerenciamento de usuários** – Adicione novos usuários e gerencie o acesso de usuários da sua organização. O superusuário é o principal responsável pelo perfil do fornecedor. Eles serão avisados de todos os eventos no sistema e há avaliações que apenas um superusuário pode responder.

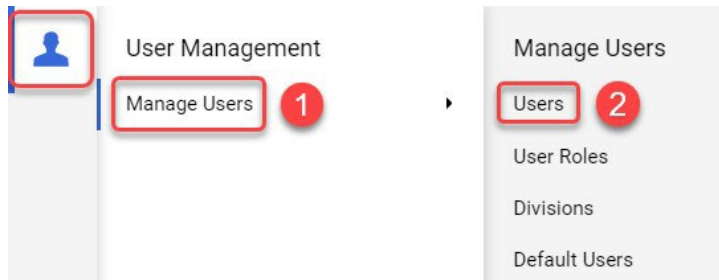


8. Como criar novos usuários

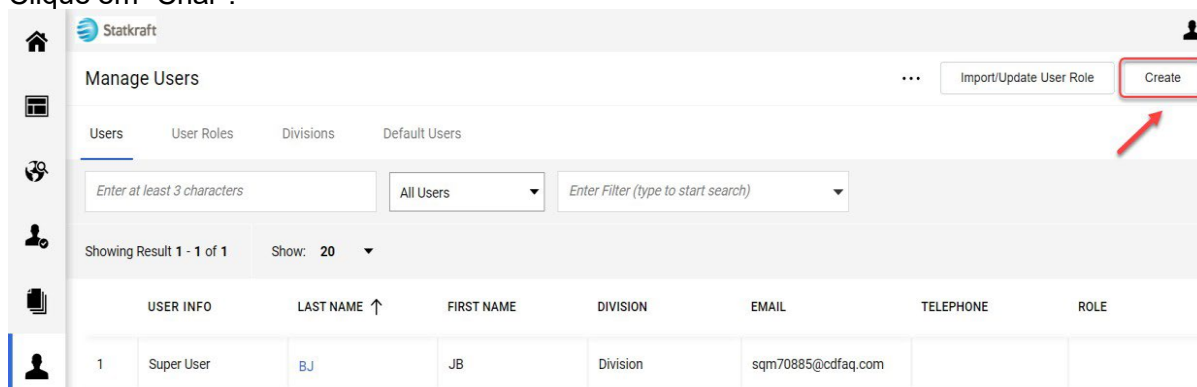
Na landing page clique em "Perfil".



No painel lateral esquerdo, clique em "Gerenciamento de usuários" e, em seguida, em "Usuários".



Clique em "Criar".



Preencha os campos obrigatórios e clique em "Salvar".

New User

Cancel

Save

▼ User Details

* Last Name

Ola

* First Name

Nordmann

User Tag for Codes

* Email

sqm70885@cdfaq.com

* Telephone Number

+471234578

* Mobile Phone Number must start with '+' and contain digits from 0 to 9 (min 8 max 15) with no spaces. The first number can not be 0.

+471234578

* Division

Division

Department

Role

* Username

sqm70885@cdfaq.com

* Preferred Language

English (UK)

* Time Zone

(GMT + 1:00) CET(Central Europe Time), Brussels, Budapest, Copenhagen, Madrid, Paris, Rome

User External Code

O novo usuário foi criado.

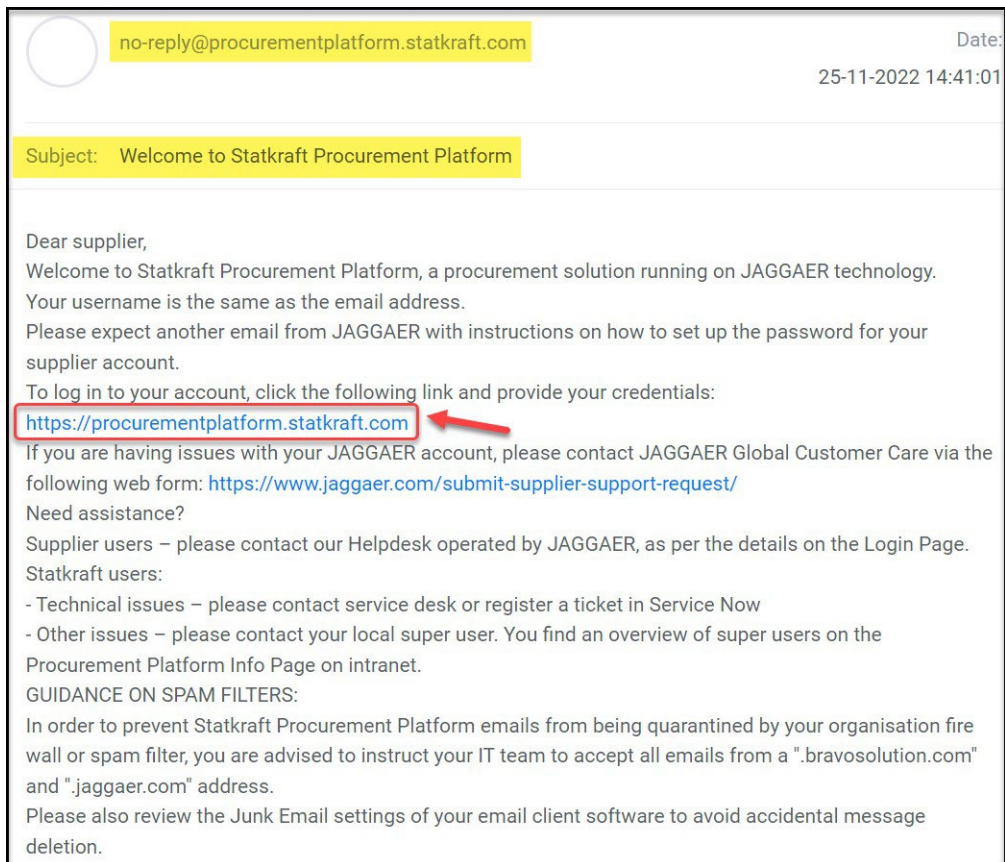
← New User

View User Rights




Nordmann Ola has been registered as a new User. The login details have been sent via email to the following email address: dmz16792@xcoxc.com
The new User account does not have any Role associated to it. Please review the User Rights of the account in order to grant access to Objects. The account currently has no access to Objects by default.

O novo usuário receberá o e-mail abaixo, que permitirá definir uma senha pessoal. O e-mail pode demorar alguns minutos.



9. Como mudar de superusuário

Clique em Perfil na página de destino.



Role para baixo e clique em *Alterar usuário principal*

Statkraft PREPRODUCTION ENVIRONMENT

Organisation Name: Ines test

Quick Navigation: Organisation Details, Main User Details

EU VAT Number, Country Dialling Code, Main Organisation Phone Number, Organisation Email Address, Organisation Legal Structure, Web site

Main User Details: User Involvement Report, **Change Main User**

Primary Email Address IMPORTANT: This email address will be used for access to the site and for all communications. Please ensure you enter the address correctly. Please use ";" (semicolon) to separate multiple addresses. souainesrocha99@gmail.com

Username (please do not forget your username) inesrochaa

First Name Ines, Last Name Rocha

Mobile (please enter "+" "country code" and "your mobile phone number" with no spaces) +476663333333, Preferred Language English (UK)

Time Zone, Paired with Global ID

Pesquise na barra, o nome do usuário que deseja alterar e clique nele.

Statkraft PREPRODUCTION ENVIRONMENT

Main User Selection Cancel

Quick Selection by Name [Select with Search Criteria](#)

Verifique se os detalhes do usuário estão corretos e clique em **Salvar**.

Statkraft PREPRODUCTION ENVIRONMENT

User: Ines Test Cancel **Save**

Quick Navigation: User Details

User Details

Primary Email Address IMPORTANT: This email address will be used for access to the site and for all communications. Please ensure you enter the address correctly. Please use ";" (semicolon) to separate multiple addresses. inesrocha814@gmail.com

* Username (please do not forget your username) inestest

* Last Name Test

* Preferred Language English (UK)

* Email Address Validation Code Request Validation Code

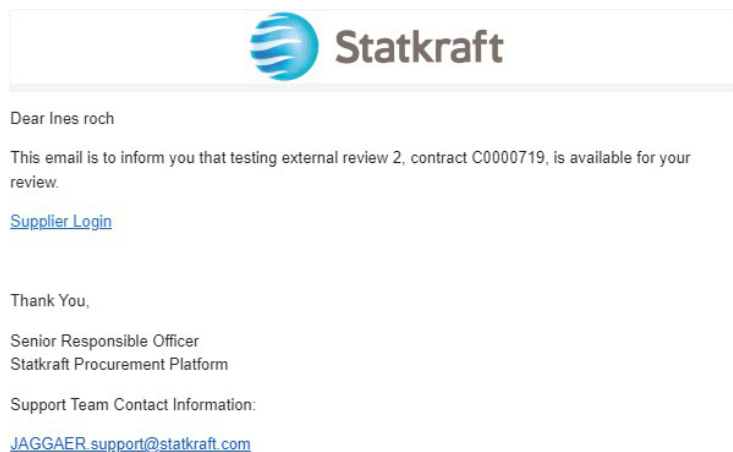
* First Name Ines

* Mobile (please enter "+" "country code" and "your mobile phone number" with no spaces)

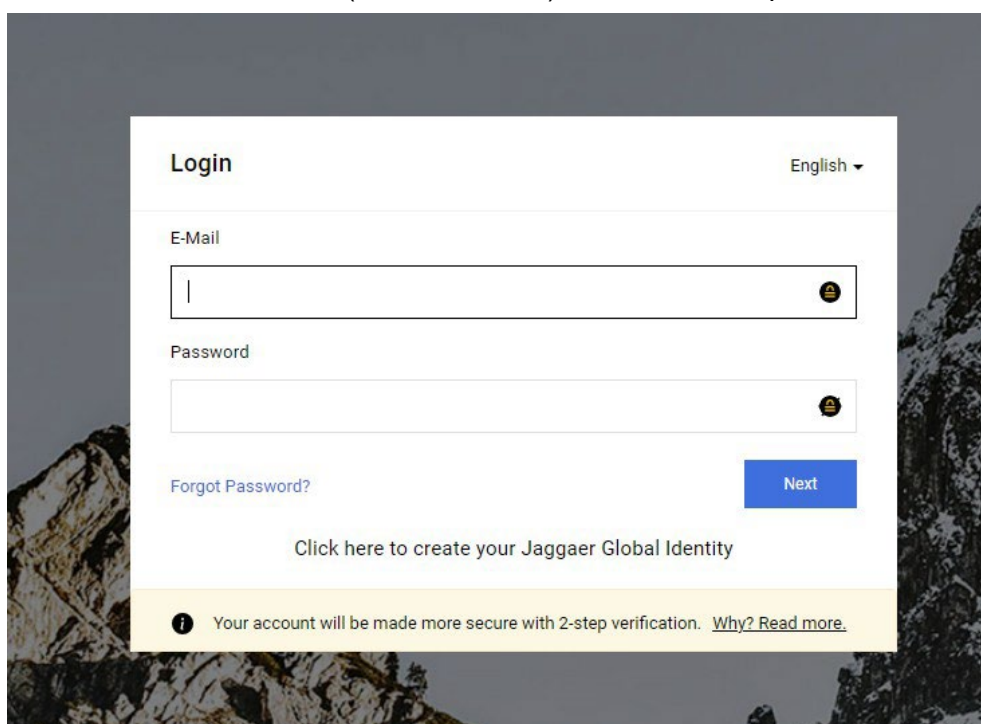
* Time Zone CEST/CET - Central European Time (Europe/Bri)

10. Como responder a uma rodada de revisão externa

Um convite para fazer parte da rodada de revisão externa do contrato será enviado para o seu e-mail. Clique em *Login do Fornecedor*.



Entre na plataforma com suas credenciais (e-mail e senha) assim como no passo acima linkado [aqui](#).



The image shows a login form titled 'Login' with a language dropdown set to 'English'. It features two input fields: 'E-Mail' and 'Password', each with a visibility toggle icon. Below the password field is a 'Forgot Password?' link and a blue 'Next' button. A link 'Click here to create your Jaggaer Global Identity' is centered below the form. At the bottom, a yellow banner contains an information icon and the text: 'Your account will be made more secure with 2-step verification. [Why? Read more.](#)'

Após o login, você será direcionado para esta página abaixo. Clique na parte inferior destacada: *Exibir todos os contratos*.

Home > Customer Portal Home Logout

Customer Contact ?

Quick Links to Common Tasks ?

Manage Registration Profile

Contracts ?

Customer	In Effect	All
Statkraft	0	1

[View All Contracts](#)

Powered by JAGGAER | Privacy Policy

Clique no número do contrato para abrir a rodada de revisão externa.

Contracts > Contracts > Search Contracts Logout

Search Documents

Quick search Add Filter Clear All Filters

Supplier: Ines test X

1-1 of 1 Results 20 Per Page

Customer Name	Second Party	Contract Number	Contract Name	Status	Version Type	Version Numbers	Start Date	End Date
Statkraft Procurement Platform		C0000722	Ines test	External Review	Original	Renewal 0 Amendment 0	7/16/2023 12:00:00 AM	9/13/2023 11:59:59 PM

Powered by JAGGAER | Privacy Policy

No cabeçalho você pode encontrar os detalhes básicos do contrato. Clique em *Avançar*.

Contracts > Contracts > Search Contracts

2 of 2 Results

External Review Actions

C0000728
Test 17.07.23

Dates: 7/19/2023 - 9/18/2023
Version: Renewal 0, Amendment 0

Header

Attachments 0
Communication Centre 1

Header

Contract Number * C0000728
Contract Name * Test 17.07.23
Summary -
Start Date * 7/19/2023 12:00 AM CEST
Update Start Date Upon Execution ⓘ
End Date * 9/18/2023 11:59 PM CEST

★ Required

Next >

Powered by JAGGAER | Privacy Policy

Aqui você carregará todos os anexos relevantes de sua revisão. Clique em *Carregar anexo*.

Contracts > Contracts > Search Contracts

1 of 1 Results

External Review Actions

C0000722
Ines test

Dates: 7/16/2023 - 9/13/2023
Version: Renewal 0, Amendment 0

Attachments

Communication Centre 2

Attachments

No attachments have been added.

No attachments have been added.

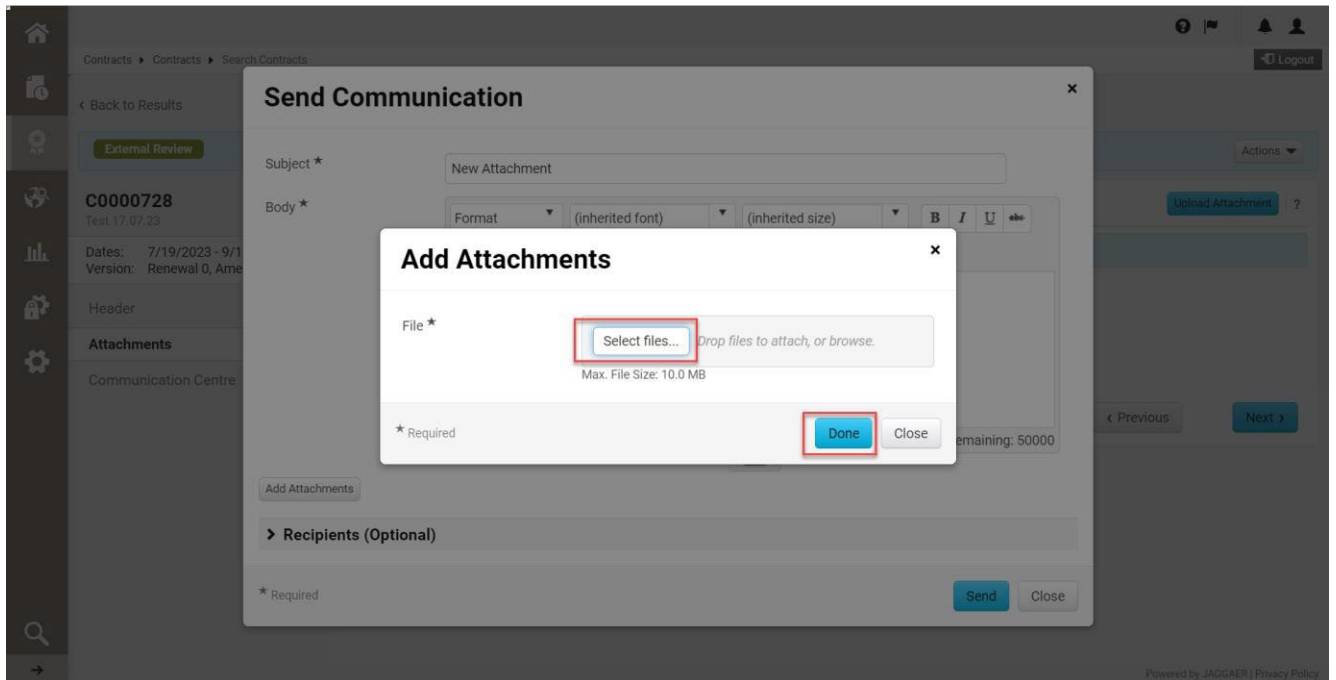
★ Required

Upload Attachment ?

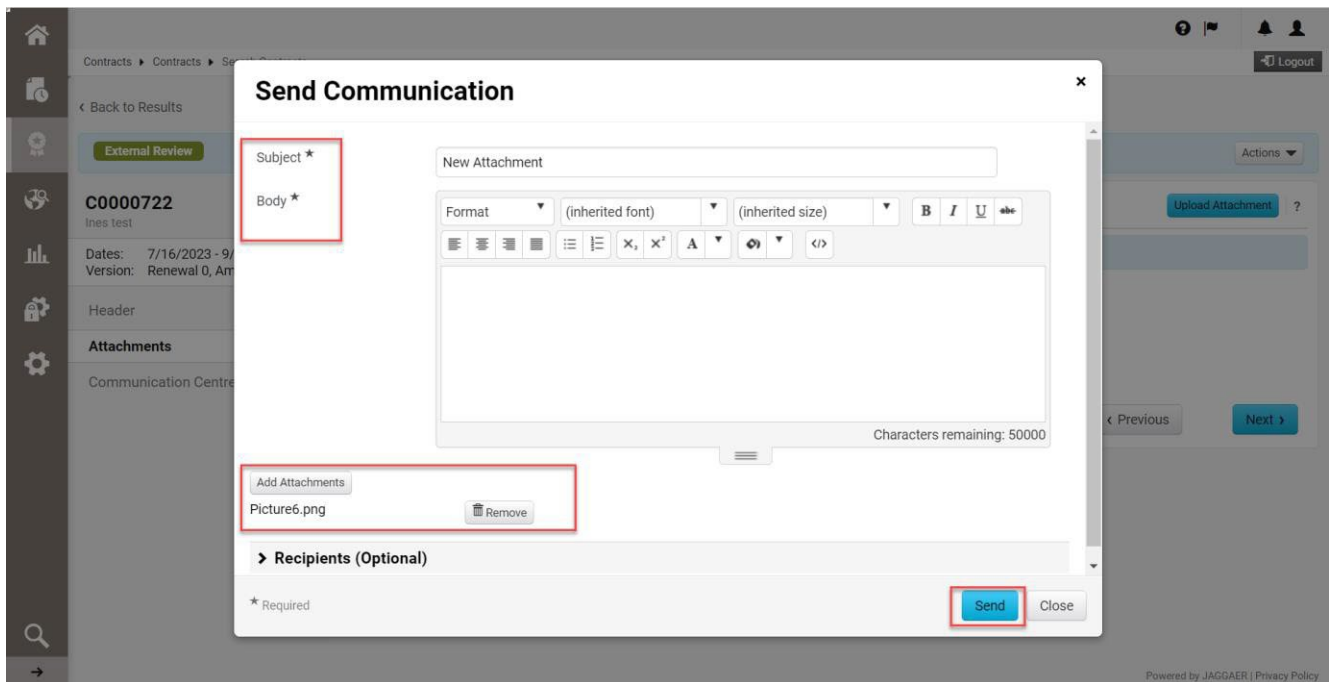
< Previous Next >

Powered by JAGGAER | Privacy Policy

Selecione os arquivos e clique em *Concluído*.



Você pode alterar o assunto e adicionar comentários no corpo. Verifique os anexos e clique em *Enviar*.



No centro de comunicações, responda ao e-mail original que você recebeu da Statkraft. Isso gerará um alerta aos gestores dos contratos. Clique no título.

Contracts > Contracts > Search Contracts

External Review

C0000722
Ines test

Dates: 7/16/2023 - 9/13/2023
Version: Renewal 0, Amendment 0

Header

Attachments 0

Communication Centre 3

Start Communication

Conversation	Conversation Started	Messages	Last Updated
Ines test contract is available for review [Statkraft Procurement Platform] Dear...	7/14/2023at2:21 PM By Senior Responsible Officer (Customer)	3	7/14/2023at3:05 PM By System
New Attachment XXXX	7/14/2023at2:56 PM By Ines Rocha	1	7/14/2023at2:56 PM By Ines Rocha

★ Required

< Previous

https://uit02.jaggaer.com/apps/Router/SupplierContractCommunicationCenter?contractId=3585087&CustomerOrgId=20008978&tmstmp=1689340969896#

Clique em *Adicionar à conversa*.

Contracts > Contracts > Search Contracts

External Review

C0000722
Ines test

Dates: 7/16/2023 - 9/13/2023
Version: Renewal 0, Amendment 0

Header

Attachments 0

Communication Centre 3

Back to Communication Centre

Communication Centre

Add to Conversation

Subject: Ines test contract is available for review

Subscribers: Ines Rocha; Ines Rocha

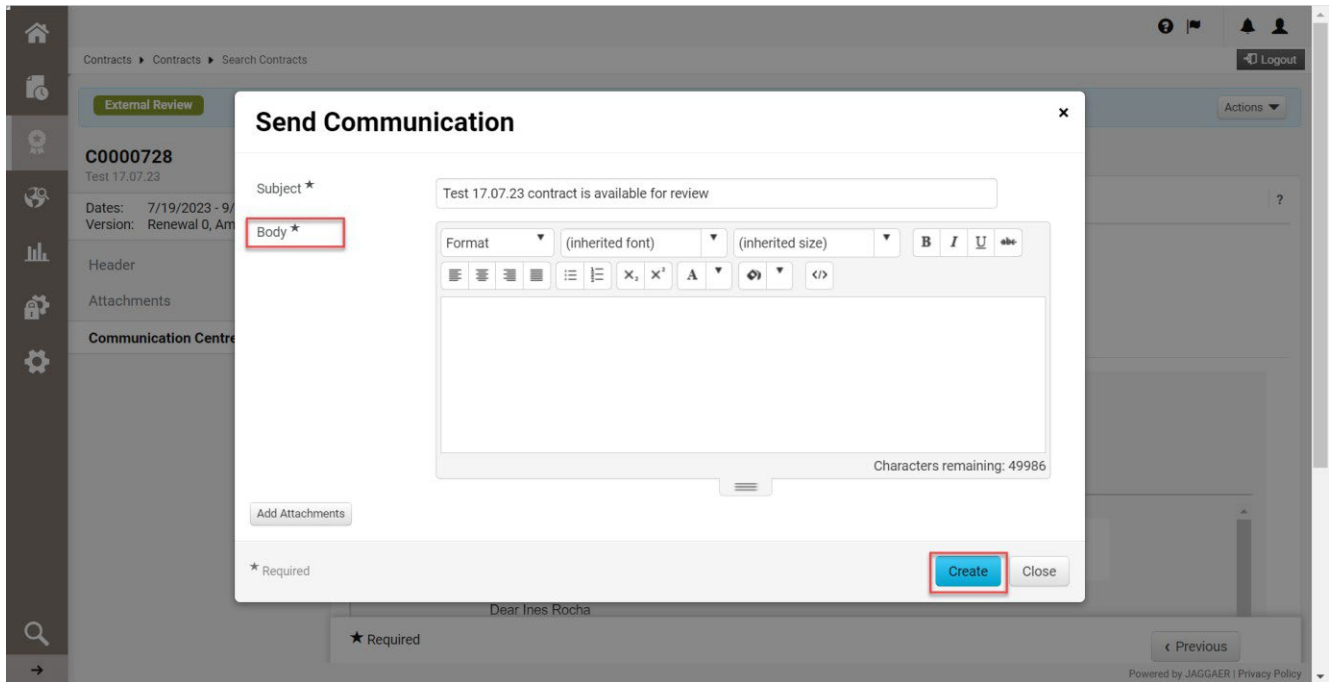
★ Required

< Previous

https://uit02.jaggaer.com/apps/Router/SupplierContractCommunicationCenter?contractId=3585087&CustomerOrgId=20008978&tmstmp=1689341052293

Powered by JAGGAER | Privacy Policy

Basta escrever uma mensagem de alerta simples no corpo da comunicação e clicar em *Criar*.



Fim.